



16/17



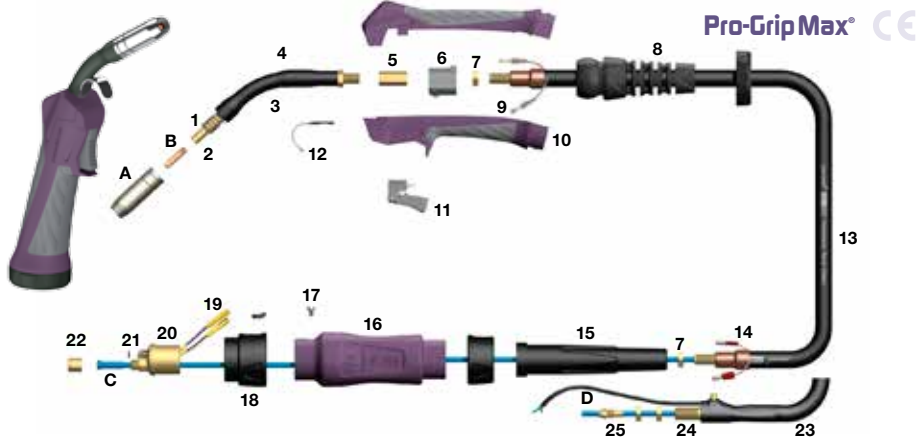
PRODUCT CATALOGUE

parweld 
WELDING THE FUTURE

Pro-Grip Max® 150A

Air Cooled MIG Torch

180A CO₂, 150A Mixed Gas @ 60% Duty Cycle, EN60974-7 .023"- .040"/0.6mm to 1.0mm Wires



Models

Stock Code	Description
PRO1500-30ER	Pro-Grip Max® Welding Torch c/w Euro Fitting x 3m
PRO1500-40ER	Pro-Grip Max® Welding Torch c/w Euro Fitting x 4m
PRO1500-50ER	Pro-Grip Max® Welding Torch c/w Euro Fitting x 5m
PRO1500-30TEL	Pro-Grip Max® Welding Torch c/w Telwin Fitting x 3m
PRO1500-40TEL	Pro-Grip Max® Welding Torch c/w Telwin Fitting x 4m
PRO1500-50TEL	Pro-Grip Max® Welding Torch c/w Telwin Fitting x 5m

Nozzles

Stock Code	Description
A B1529	Cylindrical Nozzle 5/8"/16mm Bore
B1530*	Conical Nozzle 15/32"/12mm Bore
B1531	Tapered Nozzle 7/16"/11mm Bore
B1532	Bottle Nozzle 1/2"/13mm Bore
B1533	Spot Welding Nozzle 5/8"/16mm Bore

Contact Tips

Stock Code	Description
B B1527-06	Contact Tip .023"/0.6mm M6 ECU
B1527-08*	Contact Tip .030"/0.8mm M6 ECU
B1527-09	Contact Tip .035"/0.9mm M6 ECU
B1527-10	Contact Tip .040"/1.0mm M6 ECU

Liners

Stock Code	Description
C B1535-30*	Steel Liner .023"- .035"/0.6mm-0.9mm x 3m
B1535-40*	Steel Liner .023"- .035"/0.6mm-0.9mm x 4m
B1535-50*	Steel Liner .023"- .035"/0.6mm-0.9mm x 5m
B1536-30	Teflon Liner .023"- .035"/0.6mm-0.9mm x 3m
B1536-40	Teflon Liner .023"- .035"/0.6mm-0.9mm x 4m
B1536-50	Teflon Liner .023"- .035"/0.6mm-0.9mm x 5m
D B1535-40TEL	Steel Liner .023"- .035"/0.6mm-0.9mm x 4m Telwin
B1535-50TEL	Steel Liner .023"- .035"/0.6mm-0.9mm x 5m Telwin

Components

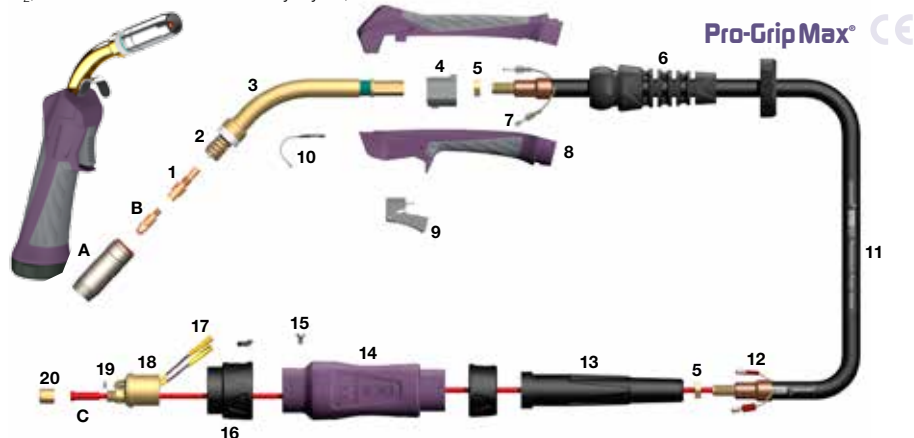
* Denotes Standard Build

Stock Code	Description
1 B1504	Shroud Spring
2 B1507 L/H	Tip Adaptor
3 B1501	Swan Neck c/w Tip Adaptor, Spring and Sleeve
4 B1502	Insulation Sleeve
5 B2519	Hexagonal Fitting
6 B1515/PG	Handle Location Body
7 B1505	Lock Nut
8 B8015	Cable Support c/w Knuckle Joint
9 B1521	Cable Terminal
10 B8514	Pro-Grip Max® Handle Kit
11 B8516	Pro-Grip Max® Trigger
12 B2517	Hanger Hook
13 B1517-30	Hyperflex™ Cable Assembly x 3m
B1517-40	Hyperflex™ Cable Assembly x 4m
B1517-50	Hyperflex™ Cable Assembly x 5m
14 B1522	Cable Terminal-Male
15 B1841	Cable Support c/w Knuckle Joint
16 B1518	Gun Plug Housing c/w Nut
17 B1526	Gun Plug Screw
18 B1519PL	Gun Plug Nut-Plastic c/w Insert
19 Spring Pin 2	Spring Pin Assembly
20 B1528	Gun Plug Body c/w Spring Pins
21 B1524	Gun Plug 'O' Ring
22 B1525	Liner Nut
23 B1251	Strain Relief
24 B1517-30TEL	Hyperflex™ Cable Assembly x 3m Telwin
B1517-40TEL	Hyperflex™ Cable Assembly x 4m Telwin
B1517-50TEL	Hyperflex™ Cable Assembly x 5m Telwin
25 B1552	Liner Collet

Pro-Grip Max® 250A

Air Cooled MIG Torch

230A CO₂, 200A Mixed Gas @ 60% Duty Cycle, EN60974-7 .030"-.045"/0.8mm to 1.2mm Wires



Models

Stock Code	Description
PRO2500-30ER	Pro-Grip Max® Welding Torch c/w Euro Fitting x 3m
PRO2500-40ER	Pro-Grip Max® Welding Torch c/w Euro Fitting x 4m
PRO2500-50ER	Pro-Grip Max® Welding Torch c/w Euro Fitting x 5m

Nozzles

Stock Code	Description
A B2507	Cylindrical Nozzle 5/7"/18mm Bore
B2508*	Conical Nozzle 19/32"/15mm Bore
B2509	Tapered Nozzle 15/32"/12mm Bore
B2510	Bottle Nozzle 19/32"/15mm Bore
B2511	Spot Welding Nozzle 5/7"/18mm Bore

Contact Tips

Stock Code	Description
B B2504-08	Contact Tip .030"/0.8mm M6 Ecu
B2504-09	Contact Tip .035"/0.9mm M6 Ecu
B2504-10*	Contact Tip .040"/1.0mm M6 Ecu
B2504-12	Contact Tip .045"/1.2mm M6 Ecu
B2505-08	Contact Tip .030"/0.8mm CuCrZr
B2505-09	Contact Tip .035"/0.9mm CuCrZr
B2505-10	Contact Tip .040"/1.0mm CuCrZr
B2505-12	Contact Tip .045"/1.2mm CuCrZr

Liners

Stock Code	Description
C B1535-30	Steel Liner .023"-.035"/0.6mm-0.9mm x 3m
B1535-40	Steel Liner .023"-.035"/0.6mm-0.9mm x 4m
B1535-50	Steel Liner .023"-.035"/0.6mm-0.9mm x 5m
B2524-30*	Steel Liner .040"-.045"/1.0mm-1.2mm x 3m
B2524-40*	Steel Liner .040"-.045"/1.0mm-1.2mm x 4m
B2524-50*	Steel Liner .040"-.045"/1.0mm-1.2mm x 5m
B1536-30	Teflon Liner .023"-.035"/0.6mm-0.9mm x 3m
B1536-40	Teflon Liner .023"-.035"/0.6mm-0.9mm x 4m

Liners

* Denotes Standard Build

Stock Code	Description
B1536-50	Teflon Liner .023"-.035"/0.6mm-0.9mm x 5m
B2513-30	Teflon Liner .040"-.045"/1.0mm-1.2mm x 3m
B2513-40	Teflon Liner .040"-.045"/1.0mm-1.2mm x 4m
B2513-50	Teflon Liner .040"-.045"/1.0mm-1.2mm x 5m

Components

Stock Code	Description
1 B2506*	Tip Adaptor M6
NI B2536	Tip Adaptor M8 (See M8 Tips)
2 B2502	Shroud Spring
3 B2501	Swan Neck
4 B1515/PG	Handle Location Body
5 B1505	Lock Nut
6 B8015	Cable Support c/w Knuckle Joint
7 B1521	Cable Terminal
8 B8514	Pro-Grip Max® Handle Kit
9 B8516	Pro-Grip Max® Trigger
10 B2517	Hanger Hook
11 B2503-30	Hyperflex™ Cable Assembly x 3m
B2503-40	Hyperflex™ Cable Assembly x 4m
B2503-50	Hyperflex™ Cable Assembly x 5m
12 B1522	Cable Terminal-Male
13 B2841	Cable Support
14 B1518	Gun Plug Housing c/w Nut
15 B1526	Gun Plug Screw
16 B1519	Gun Plug Nut c/w Insert
17 Spring Pin 2	Spring Pin Assembly
18 B1528	Gun Plug Body c/w Spring Pins
19 B1524	Gun Plug 'O' Ring
20 B1525	Liner Nut

Pro-Grip Max® 360A

Air Cooled MIG Torch

300A CO₂, 270A Mixed Gas @ 60% Duty Cycle, EN60974-7 .030"- .045"/0.8mm to 1.2mm Wires



Models

Stock Code	Description
PRO3600-30ER	Pro-Grip Max® Welding Torch c/w Euro Fitting x 3m
PRO3600-40ER	Pro-Grip Max® Welding Torch c/w Euro Fitting x 4m
PRO3600-50ER	Pro-Grip Max® Welding Torch c/w Euro Fitting x 5m

Nozzles

Stock Code	Description
A B3615	Cylindrical Nozzle 3/4"/19mm Bore
B3616*	Conical Nozzle 5/8"/16mm Bore
B3617	Tapered Nozzle 15/32"/12mm Bore

Contact Tips

Stock Code	Description
B B2504-10	Contact Tip .040"/1.0mm M6 ECU
B2504-12*	Contact Tip .045"/1.2mm M6 ECU
B2505-10	Contact Tip .040"/1.0mm M6 CuCrZr
B2505-12	Contact Tip .045"/1.2mm M6 CuCrZr
C B4014-10	Contact Tip .040"/1.0mm M8 ECU
B4014-12	Contact Tip .045"/1.2mm M8 ECU
B4015-10	Contact Tip .040"/1.0mm M8 CuCrZr
B4015-12	Contact Tip .045"/1.2mm M8 CuCrZr

Liners

Stock Code	Description
D B2524-30*	Steel Liner .040"- .045"/1.0mm-1.2mm x 3m
B2524-40*	Steel Liner .040"- .045"/1.0mm-1.2mm x 4m
B2524-50*	Steel Liner .040"- .045"/1.0mm-1.2mm x 5m
B2513-30	Teflon Liner .040"- .045"/1.0mm-1.2mm x 3m
B2513-40	Teflon Liner .040"- .045"/1.0mm-1.2mm x 4m
B2513-50	Teflon Liner .040"- .045"/1.0mm-1.2mm x 5m

Components

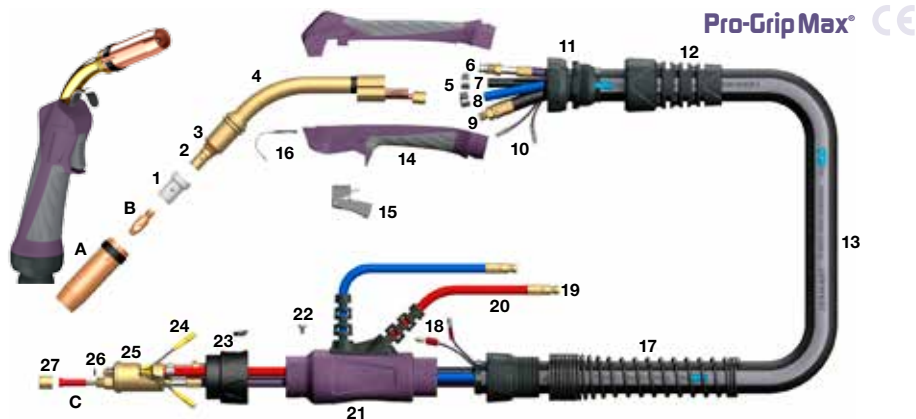
* Denotes Standard Build

Stock Code	Description
1 B3612*	Tip Adaptor 1.12"/28.5mm M6
2 B3614	Tip Adaptor 1.12"/28.5mm M8
NI B3613	Tip Adaptor 1.24"/31.5mm M6
3 B3605B	Diffuser Black
B3605C*	Diffuser Ceramic
B3605W	Diffuser White
4 B3603	Swan Neck
5 B1515/PG	Handle Location Body
6 B1505	Lock Nut
7 B8016	Cable Support c/w Knuckle Joint
8 B1521	Cable Terminal
9 B8514	Pro-Grip Max® Handle Kit
10 B8516	Pro-Grip Max® Trigger
11 B2517	Hanger Hook
12 B3609-30	Hyperflex™ Cable Assembly x 3m
B3609-40	Hyperflex™ Cable Assembly x 4m
B3609-50	Hyperflex™ Cable Assembly x 5m
13 B1522	Cable Terminal-Male
14 B8026	Spring Cable Support-Rear
15 B1518	Gun Plug Housing c/w Nut
16 B1526	Gun Plug Screw
17 B1519	Gun Plug Nut c/w Insert
18 Spring Pin 2	Spring Pin Assembly
19 B1528	Gun Plug Body c/w Spring Pins
20 B1524	Gun Plug 'O' Ring
21 B1525	Liner Nut

Pro-Grip Max® 401W

Water Cooled MIG Welding Torch

400A CO₂, 350A Mixed Gas @ 100% Duty Cycle, EN60974-7 .030"-.045"/0.8mm to 1.2mm Wires



Models

Stock Code	Description
PRO4001-30ER	Pro-Grip Max® Torch Package c/w Euro Fitting x 3m
PRO4001-40ER	Pro-Grip Max® Torch Package c/w Euro Fitting x 4m
PRO4001-50ER	Pro-Grip Max® Torch Package c/w Euro Fitting x 5m

Nozzles

Stock Code	Description
A B5027	Cylindrical Nozzle 3/4"/19mm Bore
B5028*	Conical Nozzle 5/8"/16mm Bore
B5029	Tapered Nozzle 15/32"/12mm Bore

Contact Tips

Stock Code	Description
B B4014-08	Contact Tip .030"/0.8mm M8 ECU
B4014-10	Contact Tip .040"/1.0mm M8 ECU
B4014-12*	Contact Tip .045"/1.2mm M8 ECU
B4015-10	Contact Tip .040"/1.0mm M8 CuCrZr
B4015-12	Contact Tip .045"/1.2mm M8 CuCrZr

Liners

Stock Code	Description
C B5033-30*	Plain Liner .040"-.045"/1.0mm-1.2mm x 3m
B5033-40*	Plain Liner .040"-.045"/1.0mm-1.2mm x 4m
B5033-50*	Plain Liner .040"-.045"/1.0mm-1.2mm x 5m
B2513-30	Teflon Liner .040"-.045"/1.0mm-1.2mm x 3m
B2513-40	Teflon Liner .040"-.045"/1.0mm-1.2mm x 4m
B2513-50	Teflon Liner .040"-.045"/1.0mm-1.2mm x 5m

Components

* Denotes Standard Build


Stock Code	Description
1 B5005B	Diffuser Black
B5005C*	Diffuser Ceramic
B5005W	Diffuser White
2 B5001	Tip Adaptor 1"/25mm M8
3 B5003	Insulating Washer
4 B4011	Swan Neck
5 B5024	Water Hose Clamp 9.5mm
6 B5008-40	Outer Liner Assembly x 4m
B5008-50	Outer Liner Assembly x 5m
7 B5013-40	Gas Hose Assembly x 4m
B5013-50	Gas Hose Assembly x 5m
8 B5012-40	Water Inlet Hose Assembly x 4m
B5012-50	Water Inlet Hose Assembly x 5m
9 B5015-40	Power Cable Assembly x 4m
B5015-50	Power Cable Assembly x 5m
10 B5010-40	Switch Lead Assembly x 4m
B5010-50	Switch Lead Assembly x 5m
11 B8031	Ball Joint Assembly c/w Clamp
12 B8032	Spring Cable Support c/w Adaptor
13 B5019-40	Canvas Cover Assembly x 4m
B5019-50	Canvas Cover Assembly x 5m
14 B8594	Pro-Grip Max® Handle Kit
15 B8516	Pro-Grip Max® Trigger
16 B2517	Hanger Hook
17 B8027	Spring Cable Support-Rear
18 B1522	Cable Terminal-Male
19 B5023	Water Hose Nipple
20 B5017	Water Outlet Hose O/Braid
21 B5022	Gun Plug Housing c/w Lock Nut and Hose Supports
22 B1526	Gun Plug Screw
23 B1519	Gun Plug Nut c/w Insert
24 Spring Pin 2	Spring Pin Assembly
25 B5098	Gun Plug Body c/w Spring Pins
26 B1524	Gun Plug 'O' Ring
27 B1525	Liner Nut

Pro-Grip Max® 501W

Water Cooled MIG Welding Torch

520A CO₂, 430A Mixed Gas @ 100% Duty Cycle, EN60974-7 .040"-1/16"/1.0mm to 1.6mm Wires

Pro-Grip Max® CE



Models

Stock Code	Description
PRO5000-30ER	Pro-Grip Max® Torch Package c/w Euro Fitting x 3m
PRO5000-40ER	Pro-Grip Max® Torch Package c/w Euro Fitting x 4m
PRO5000-50ER	Pro-Grip Max® Torch Package c/w Euro Fitting x 5m

Nozzles

Stock Code	Description
A B5027	Cylindrical Nozzle 3/4"/19mm Bore
B5028*	Conical Nozzle 5/8"/16mm Bore
B5029	Tapered Nozzle 9/16"/14mm Bore
B B5028HD	HD Conical Nozzle 5/8"/16mm Bore

Contact Tips

Stock Code	Description
C B4014-10	Contact Tip .040"/1.0mm M8 ECu
B4014-12*	Contact Tip .045"/1.2mm M8 ECu
B4014-16	Contact Tip 1/16"/1.6mm M8 ECu
B4015-12	Contact Tip .045"/1.2mm M8 CuCrZr
B4015-16	Contact Tip 1/16"/1.6mm M8 CuCrZr

Liners

Stock Code	Description
D B5033-30	Plain Liner .040"- .045"/1.0mm-1.2mm x 3m
B5033-40	Plain Liner .040"- .045"/1.0mm-1.2mm x 4m
B5033-50	Plain Liner .040"- .045"/1.0mm-1.2mm x 5m
B5034-30*	Plain Liner .045"-1/16"/1.2mm-1.6mm x 3m
B5034-40*	Plain Liner .045"-1/16"/1.2mm-1.6mm x 4m
B5034-50	Plain Liner .045"-1/16"/1.2mm-1.6mm x 5m
B2513-30	Teflon Liner .040"- .045"/1.0mm-1.2mm x 3m
B2513-40	Teflon Liner .040"- .045"/1.0mm-1.2mm x 4m
B2513-50	Teflon Liner .040"- .045"/1.0mm-1.2mm x 5m
B3626-30	Teflon Liner .045"-1/16"/1.2mm-1.6mm x 3m
B3626-40	Teflon Liner .045"-1/16"/1.2mm-1.6mm x 4m
B3626-50	Teflon Liner .045"-1/16"/1.2mm-1.6mm x 5m

Components

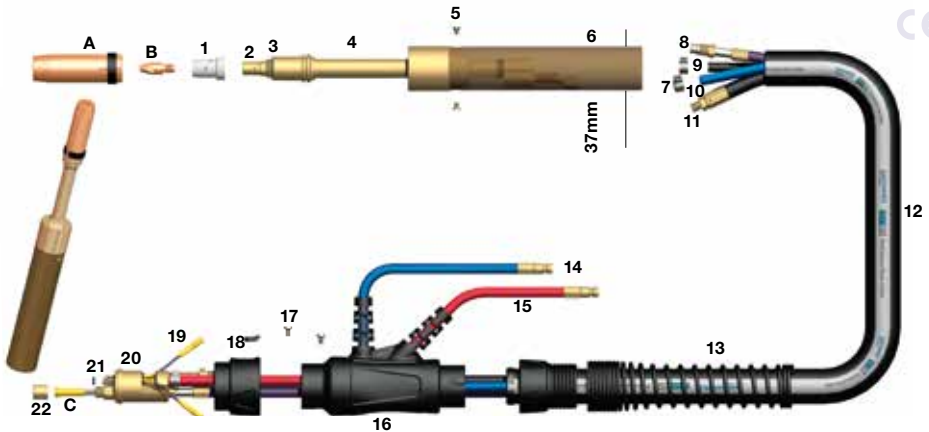
* Denotes Standard Build

Stock Code	Description
1 B5005B	Diffuser Black
B5005C*	Diffuser Ceramic
B5005W	Diffuser White
2 B5001	Tip Adaptor 1"/25mm M8
3 B5003	Insulating Washer
4 B5002	Swan Neck
5 B5024	Water Hose Clamp 9.5mm
6 B5008-40	Outer Liner Assembly x 4m
B5008-50	Outer Liner Assembly x 5m
7 B5013-40	Gas Hose Assembly x 4m
B5013-50	Gas Hose Assembly x 5m
8 B5012-40	Water Inlet Hose Assembly x 4m
B5012-50	Water Inlet Hose Assembly x 5m
9 B5015-40	Power Cable Assembly x 4m
B5015-50	Power Cable Assembly x 5m
10 B5010-40	Switch Lead Assembly x 4m
B5010-50	Switch Lead Assembly x 5m
11 B8031	Ball Joint Assembly c/w Clamp
12 B8032	Spring Cable Support c/w Adaptor
13 B5019-40	Canvas Cover Assembly x 4m
B5019-50	Canvas Cover Assembly x 5m
14 B8594	Pro-Grip Max® Handle Kit
15 B8516	Pro-Grip Max® Trigger
16 B2517	Hanger Hook
17 B8027	Spring Cable Support-Rear
18 B1522	Cable Terminal-Male
19 B5023	Water Hose Nipple
20 B5017	Water Outlet Hose O/Braid
21 B5022	Gun Plug Housing c/w Lock Nut and Hose Supports
22 B1526	Gun Plug Screw
23 B1519	Gun Plug Nut c/w Insert
24 Spring Pin 2	Spring Pin Assembly
25 B5098	Gun Plug Body c/w Spring Pins
26 B1524	Gun Plug 'O' Ring
27 B1525	Liner Nut

SB 501W Auto

Water Cooled Automatic MIG Welding Torch

520A CO₂, 430A Mixed Gas @ 100% Duty Cycle, EN60974-7 .040"-1/16"/1.0mm to 1.6mm Wires



BZL

Models

Stock Code	Description
B5000-20A	Auto Welding Torch Package c/w Euro Fitting x 2m
B5000-30A	Auto Welding Torch Package c/w Euro Fitting x 3m
B5000-40A	Auto Welding Torch Package c/w Euro Fitting x 4m

Nozzles

Stock Code	Description
A B5027	Cylindrical Nozzle 3/4"/19mm Bore
B5028*	Conical Nozzle 5/8"/16mm Bore
B5029	Tapered Nozzle 9/16"/14mm Bore

Contact Tips

Stock Code	Description
B B4014-10	Contact Tip .040"/1.0mm M8 ECU
B4014-12*	Contact Tip .045"/1.2mm M8 ECU
B4014-16	Contact Tip 1/16"/1.6mm M8 ECU
B4015-10	Contact Tip .040"/1.0mm M8 CuCrZr
B4015-12	Contact Tip .045"/1.2mm M8 CuCrZr
B4015-16	Contact Tip 1/16"/1.6mm M8 CuCrZr

Liners

Stock Code	Description
C B5033-30	Plain Liner .040"-.045"/1.0mm-1.2mm x 3m
B5033-40	Plain Liner .040"-.045"/1.0mm-1.2mm x 4m
B5034-30*	Plain Liner .045"-1/16"/1.2mm-1.6mm x 3m
B5034-40*	Plain Liner .045"-1/16"/1.2mm-1.6mm x 4m
B4033-30	Plain Liner .080"-.090"/2.0mm-2.4mm x 3m
B4033-40	Plain Liner .080"-.090"/2.0mm-2.4mm x 4m
B2513-30	Teflon Liner .040"-.045"/1.0mm-1.2mm x 3m
B2513-40	Teflon Liner .040"-.045"/1.0mm-1.2mm x 4m
B3626-30	Teflon Liner .045"-1/16"/1.2mm-1.6mm x 3m
B3626-40	Teflon Liner .045"-1/16"/1.2mm-1.6mm x 4m

Components

* Denotes Standard Build

Stock Code	Description
1 B5005B	Diffuser Black
B5005C*	Diffuser Ceramic
B5005W	Diffuser White
2 B5001	Tip Adaptor 1"/250.0mm M8
3 B5003	Insulating Washer
4 B5002A	Auto Straight Neck
5 B3629	Handle Screw
6 B3630	Automatic Handle
7 B5024	Water Hose Clamp 9.5mm
8 B5008-30	Outer Liner Assembly x 3m
B5008-40	Outer Liner Assembly x 4m
B5008-50	Outer Liner Assembly x 5m
9 B5013-30	Gas Hose Assembly x 3m
B5013-40	Gas Hose Assembly x 4m
B5013-50	Gas Hose Assembly x 5m
10 B5012-30	Water Inlet Hose Assembly x 3m
B5012-40	Water Inlet Hose Assembly x 4m
B5012-50	Water Inlet Hose Assembly x 5m
11 B5015-30	Power Cable Assembly x 3m
B5015-40	Power Cable Assembly x 4m
B5015-50	Power Cable Assembly x 5m
12 B5019-30	Canvas Cover Assembly x 3m
B5019-40	Canvas Cover Assembly x 4m
B5019-50	Canvas Cover Assembly x 5m
13 B8027	Spring Cable Support-Rear
14 B5023	Water Hose Nipple
15 B5017	Water Outlet Hose O/Braid
16 B5022/BK	Gun Plug Housing c/w Locknut & Support-Black
17 B1526	Gun Plug Screw-Black
18 B1519/BK	Gun Plug Nut-Black
19 Spring Pin 2	Spring Pin Assembly
20 B5098	Gun Plug Body c/w Spring Pins
21 B1524	Gun Plug 'O' Ring
22 B1525	Liner Nut

How to Order your Pro-Grip Max® TIG Torch



Ordering Information

Due to the extensive range of options please choose from the following when ordering your Parweld Pro-Grip® TIG Torch;

1. Select the model of torch head
2. Select the length of cable required
3. Select the switch required
4. Select the correct cable termination required
5. Add a Cable Plug if required

Example:- PRO18FX-25S1BW2

PRO18FX Pro-Grip® Torch x 25ft with momentary switch, 3/8 BSP fittings and 5 pin Amphenol Plug.

4. Cable Plug

Stock Code	Description
0	2 Pin Amphenol Plug
1	4 Pin Amphenol Plug
2	5 Pin Amphenol Plug
3	6 Pin Amphenol Plug
4	14 Pin Amphenol Plug
5	6 Pin Harting Plug
6	8 Pin Thermal Plug
7	3 Pin Tuchel Plug
8	9 Pin Tuchel Plug
9	5 Pin Tuchel Plug
10	12 Pin Bundy Plug
11	7 Pin Migatronic Plug
12	2 Pin XTI-180 Inverter Plug
14	5 Pin XTI-200 Inverter Plug
16	5 Pin Amphenol Plug Lincoln
17	7 Pin Tuchel Plug
18	14 Pin Parweld XTI 201, 303 Plug
19	5 Pin Parweld XTI181 Plug
20	3 Pin Parweld XTI601MP Plug
21	2 Pin ESAB® Push In Plug
23	3 Pin Plug – GYS® and Newarc®
24	5 Pin Plug – GYS® Remote Current
25	7 Pin Kemppi® Plug
26	14 Pin ESAB® Plug
27	6 Pin Miller® Plug
28	7 Pin Parweld Plug
29	7 Pin Inverter Fusion Plug
31	3 Pin XLR Plug Newarc® and TecArc® Plug
32	7 Pin Plug JIS-C
33	4mm Pin Plug

1. Torch Head

Stock Code	Description
PRO9	Torch Head Air Cooled 125A DC
PRO9FXL	Torch Head Flexible Air Cooled 125A DC
PRO17	Torch Head Air Cooled 150A DC
PRO17FX	Torch Head Flexible Air Cooled 150A DC
PRO18	Torch Head Water Cooled 350A DC
PRO18FX	Torch Head Flexible Water Cooled 350A DC
PRO18SC	Torch Head Water Cooled 400A DC
PRO20	Torch Head Water Cooled 250A DC
PRO20FXL	Torch Head Flexible Water Cooled 250A DC
PRO26	Torch Head Air Cooled 200A DC
PRO26FX	Torch Head Flexible Air Cooled 200A DC

2. Cable Length

Stock Code	Description
12	12.5ft Cables (4m) c/w Leather Cover, Neoprene Sheath
25	25ft Cables (8m) c/w Leather Cover, Neoprene Sheath

3. Switch Option

Stock Code	Description
S1	Momentary Switch
S1L	Momentary Switch & Lever
S2	2 Button Momentary
S3	3 Button Momentary
S4	4 Button Rocker Momentary
S4L	4 Button Momentary Rocker Lorch®
1K	1 Button Momentary +1K Potentiometer
2K	1 Button Momentary +5K Potentiometer
3K	1 Button Momentary +10K Potentiometer
4K	1 Button Momentary +25K Potentiometer
1KL	1 Button Latching +1K Potentiometer
2KL	1 Button Latching +5K Potentiometer
3KL	1 Button Latching +10K Potentiometer
4KL	1 Button Latching +25K Potentiometer
N	Blank

























NEW Composite TGC TIG Cable Terminations



- Moulded housing ensures tidy cables
- Tapered TPE hose supports
- Cable set strain relief
- Multiple configurations to suit most power sources

Note: All Registered Trademarks listed are the property of their respective manufacturer. Reference to the original manufacturer is for reference only.

5 Air Cooled Cable Terminations

Description	Standard End		TGC	
	Stock Code	Drawing	Stock Code	TGC Drawing
Single 3/8" BSP Connection	BG		TGC-BG	
Central Connector	EG		TGC-EG	
WTG Connector	WG		TGC-WG	
L-TEC® Euro Connection	LG		TGC-LG	
Large Dinse on Power 3/8" BSP on Gas	BD		TGC-BD	
Small Dinse on Power 3/8" BSP on Gas	BSD		TGC-BSD	
Large Dinse on Power M10 on Gas	BDM10		TGC-BDM10	
Large Dinse on Power M12 on Gas	BDM12		TGC-BDM12	
Migatronik® Connections	MG		TGC-MG	
Lincoln® Invertec Connections (Large Dinse)	LNG		TGC-LNG	
Lincoln® Invertec Connections (Small Dinse)	LNGS		TGC-LNGS	
EWM® Connections (Large Dinse)	EMG		TGC-EMG	

Note: All Registered Trademarks listed are the property of their respective manufacturer. Reference to the original manufacturer is for reference only.







UK & Ireland Sales 01299 269 500 | Export Sales +44 1299 269 507 www.parweld.com

5 Air Cooled Cable Terminations













Description	Standard End		TGC	
	Stock Code	Drawing	Stock Code	TGC Drawing
EWM® Connections (Small Dinse)	E2G		TGC-E2G	
Kemppi® Connection	KG		TGC-KG	
Dinse through Gas Connector 35-50mm	TG		TGC-TG	
SAF® through Gas Connector 35-50mm	SG		TGC-SG	
Fronius® Connection	FRG		TGC-FRG	
ESAB® OKC Connections (Large Dinse)	ESG		TGC-ESG	
ESAB® OKC Connections (Small Dinse)	EXG		TGC-EXG	
Multiprocess Euro Connection	MPG		TGC-MPG	
Lorch® Connections	LRG		TGC-LRG	
Large Dinse on Power 9mm QF on Gas	DQF		TGC-BQ	
5/8"UNF RH Gas/Power	UN		TGC-UN	

PRO-GRIP®

5 Air Cooled Cable Terminations

Description	Standard End		TGC	
	Stock Code	Drawing	Stock Code	TGC Drawing
Large Dinse on Power, 5/8" UNF RH Male on Gas	UD		TGC-UD	
Large Dinse on Power 1.5m and Gas Hose, 5/8" UNF RH Male	UDL		TGC-UDL	
3/8" UNF RH male	A		---	
Lug on power, 5/8" UNF RH male on gas	US		---	

5 Water Cooled Cable Terminations

Description	Standard End		TGC	
	Stock Code	Drawing	Stock Code	TGC Drawing
3/8" BSP On Water, Gas, Power	BW		TGC-BW	
Central Connector	EW		TGC-EW	
Large Dinse on Power QF on Water In/Out, 3/8BSP on Gas	DQ		TGC-DQ	
Large Dinse on Power QF on Water In/Out, M12 on Gas	DQM12		TGC-DQM12	
WTW Connector	WW		TGC-WW	
L-TEC® Euro	LW		TGC-LW	






PRO-GRIP®

5 Water Cooled Cable Terminations

Description	Standard End		TGC	
	Stock Code	Drawing	Stock Code	TGC Drawing
Migatronic® Connections	MW		TGC-MW	
Lincoln® Invertec Connections (Large Dinse)	LNW		TGC-LNW	
EWM® Connections	EMW		TGC-EMW	
Large Dinse 1/4 Gas, 3/8 on Water In/Out	EBW		TGC-EBW	
Dinse through Gas Connector, QF on Water In/Out	N/A	N/A	TGC-TW	
ESAB® OKC Connections	ESW		TGC-ESW	
Lorch® Connections	LRW		TGC-LRW	
Kemppi® Connection	N/A	N/A	TGC-KW	
Large Dinse on Power 9mm QF on Water In/Out QF on Gas	DQQ		TGC-DQQ	
Large Dinse on Power, 5/8" UNF LH on Water In/Out, 5/8" UNF RH Male on Gas	UE		TGC-UE	
7/8" UNF LH Male on Power, 5/8" UNF RH Male on Gas, 5/8" UNF LH Male on Water	UW		TGC-UW	

PRO-GRIP®

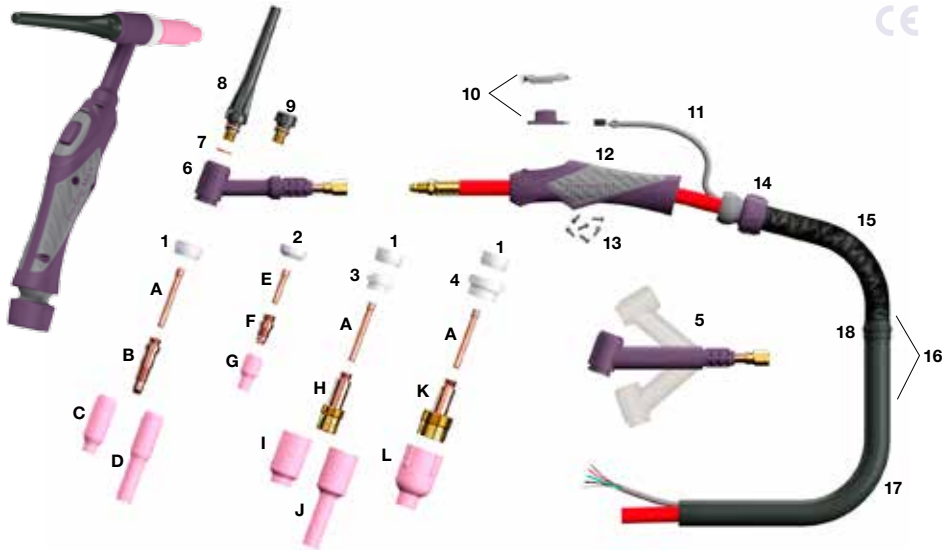
5 Water Cooled Cable Terminations

Description	Standard End		TGC	
	Stock Code	Drawing	Stock Code	TGC Drawing
5/8UNF RH Gas/power, QF Water In/Out	N/A	N/A	TGC-UNW	
Large Dinse on power , 5/8UNF RH Gas, QF Water In/Out	UDW		TGC-UE	
3/8" Power and Water, 1/4"BSP on Gas	KOW		TGC-KW3	

PRO17

Air Cooled Pro-Grip Max® TIG Welding Torch

150A DC, 115A AC @ 60% Duty Cycle, EN60974-7 .040" - 1/8" / 0.5mm to 3.2mm Electrodes



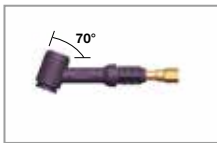
**TO ORDER A PRO-GRIP MAX® TIG TORCH PACKAGE
PLEASE USE THE 5 STAGE PROCESS OUTLINED ON PAGE 138.**

Example:- PRO17FX-12S1BG0. PRO17FX Pro-Grip® Torch x 12.5ft with momentary switch, 3/8 BSP fittings and 2 pin Amphenol Plug.

PRO17 and PRO17FX

Rating: 150A DC, 115A AC .020" to 3/32" (0.5mm-2.4mm) electrode.
Parts interchange with PRO18, PRO18FX, PRO26 and PRO26FX models.

PRO17



PRO17FX



Technical Specification

Weight (Head Only)	6oz	170gm
Torch Head Length – PRO17	3"	76mm
Torch Head Length – PRO17FX	3¾"	97mm
Head Thread Size – PRO17/17FX	3/8"-32 UNEF	

Standard Collet

Stock Code	Description
A 10N21	Collet .020"/0.5mm Bore
10N22	Collet .040"/1.0mm Bore
10N23	Collet 1/16"/1.6mm Bore
10N24	Collet 3/32"/2.4mm Bore
10N25	Collet 1/8"/3.2mm Bore
54N20	Collet 5/32"/4.0mm Bore

Standard Collet Body

Stock Code	Description
B 10N29	Collet Body .020"/0.5mm Bore
10N30	Collet Body .040"/1.0mm Bore
10N31	Collet Body 1/16"/1.6mm Bore
10N32	Collet Body 3/32"/2.4mm Bore
10N28	Collet Body 1/8"/3.2mm Bore
406488	Collet Body 5/32"/4.0mm Bore

Standard Ceramic Cup

Stock Code	Description
C 10N50	Ceramic Cup 1/4"/6mm Bore
10N49	Ceramic Cup 5/16"/8mm Bore
10N48	Ceramic Cup 3/8"/10mm Bore
10N47	Ceramic Cup 7/16"/11mm Bore
10N46	Ceramic Cup 1/2"/13mm Bore
10N45	Ceramic Cup 5/8"/16mm Bore
10N44	Ceramic Cup 3/4"/19mm Bore

Long Ceramic Cup

Stock Code	Description
D 10N49L	Long Ceramic Cup 5/16"/8mm Bore
10N48L	Long Ceramic Cup 3/8"/10mm Bore
10N47L	Long Ceramic Cup 7/16"/11mm Bore

Stubby Collet

Stock Code	Description
E 10N21S	Stubby Collet .020"/0.5mm Bore
10N22S	Stubby Collet .040"/1.0mm Bore
10N23S	Stubby Collet 1/16"/1.6mm Bore
10N24S	Stubby Collet 3/32"/2.4mm Bore
10N25S	Stubby Collet 1/8"/3.2mm Bore

Stubby Collet Body

Stock Code	Description
F 17CB20	Stubby Collet Body .020"1/8"/0.5-3.2mm Bore

Stubby Ceramic Cup

Stock Code	Description
G 13N08	Ceramic Cup 1/4"/6mm Bore
13N09	Ceramic Cup 5/16"/8mm Bore
13N10	Ceramic Cup 3/8"/10mm Bore
13N11	Ceramic Cup 7/16"/11mm Bore
13N12	Ceramic Cup 1/2"/13mm Bore
13N13	Ceramic Cup 5/8"/16mm Bore

Standard Gas Lens Body

Stock Code	Description
H 45V25	Gas Lens Body 1/16"/1.6mm Bore
45V26	Gas Lens Body 3/32"/2.4mm Bore
45V27	Gas Lens Body 1/8"/3.2mm Bore
45V28	Gas Lens Body 5/32"/4.0mm Bore

Standard Gas Lens Cup

Stock Code	Description
I 54N17	Gas Lens Cup 5/16"/8mm Bore
54N16	Gas Lens Cup 3/8"/10mm Bore
54N15	Gas Lens Cup 7/16"/11mm Bore
54N14	Gas Lens Cup 1/2"/13mm Bore
54N19	Gas Lens Cup 1 1/16"/18mm Bore

Long Gas Lens Cup

Stock Code	Description
J 54N17L	Long Gas Lens Cup 5/16"/8mm Bore
54N16L	Long Gas Lens Cup 3/8"/10mm Bore
54N15L	Long Gas Lens Cup 7/16"/11mm Bore

Large Diameter Gas Lens Body

Stock Code	Description
K 45V116	Large Diameter Gas Lens Body 1/16"/1.6mm Bore
45V64	Large Diameter Gas Lens Body 3/32"/2.4mm Bore
45V63	Large Diameter Gas Lens Body 5/32"/4.0mm Bore
995795	Large Diameter Gas Lens Body 1/8"/3.2mm Bore

Large Diameter Gas Lens Cup

Stock Code	Description
L 57N75	Large Diameter Gas Lens Cup 3/8"/10mm Bore
57N74	Large Diameter Gas Lens Cup 1/2"/13mm Bore
53N88	Large Diameter Gas Lens Cup 5/8"/16mm Bore
53N87	Large Diameter Gas Lens Cup 3/4"/19mm Bore

Components

Stock Code	Description
1 18CG	Cup Gasket
2 18CG20	Cup Gasket
3 54N01	Gas Lens Insulator (Use with 18CG)
4 54N63	Insulator Large Diameter Gas Lens (Use with 18CG)
5 PRO17FX	Torch Head Flexible
6 PRO17	Torch Body Angled With Gasket
7 98W18	Back Cap 'O' Ring
8 PRO57Y02	Pro-Grip® Back Cap Long
9 PRO57Y04	Pro-Grip® Back Cap Short
10 PRO1MS	Momentary Switch Kit (Fitted as standard)
11 PROSWL4	Switch Lead x 4m (12.5ft)
PROSWL8	Switch Lead x 8m (25ft)
12 PROH100	Pro-Grip® TIG Handle Small
13 PROSP	Screw Pack
14 PROKJ100	Knuckle Joint c/w Lock Nut
15 PROLC100-08	Leather Cover x .8m (2.6ft)
16 PROCO100-40	Complete Cover Assembly x 4m (12.5ft)
PROCO100-80	Complete Cover Assembly x 8m (25ft)
17 PRONC32	Neoprene Cover x 3.2m (10.5ft)
PRONC72	Neoprene Cover x 7.2m (23.6ft)
18 PROJK100	Joining Repair Kit

How to Order your Pro-Grip Max® TIG Torch



Ordering Information

Due to the extensive range of options please choose from the following when ordering your Parweld Pro-Grip® TIG Torch;

1. Select the model of torch head
2. Select the length of cable required
3. Select the switch required
4. Select the correct cable termination required
5. Add a Cable Plug if required

Example:- PRO18FX-25S1BW2

PRO18FX Pro-Grip® Torch x 25ft with momentary switch, 3/8 BSP fittings and 5 pin Amphenol Plug.

4. Cable Plug

Stock Code	Description
0	2 Pin Amphenol Plug
1	4 Pin Amphenol Plug
2	5 Pin Amphenol Plug
3	6 Pin Amphenol Plug
4	14 Pin Amphenol Plug
5	6 Pin Harting Plug
6	8 Pin Thermal Plug
7	3 Pin Tuchel Plug
8	9 Pin Tuchel Plug
9	5 Pin Tuchel Plug
10	12 Pin Bundy Plug
11	7 Pin Migatronic Plug
12	2 Pin XTI-180 Inverter Plug
14	5 Pin XTI-200 Inverter Plug
16	5 Pin Amphenol Plug Lincoln
17	7 Pin Tuchel Plug
18	14 Pin Parweld XTI 201, 303 Plug
19	5 Pin Parweld XTI181 Plug
20	3 Pin Parweld XTI601MP Plug
21	2 Pin ESAB® Push In Plug
23	3 Pin Plug – GYS® and Newarc®
24	5 Pin Plug – GYS® Remote Current
25	7 Pin Kemppi® Plug
26	14 Pin ESAB® Plug
27	6 Pin Miller® Plug
28	7 Pin Parweld Plug
29	7 Pin Inverter Fusion Plug
31	3 Pin XLR Plug Newarc® and TecArc® Plug
32	7 Pin Plug JIS-C
33	4mm Pin Plug

1. Torch Head

Stock Code	Description
PRO9	Torch Head Air Cooled 125A DC
PRO9FXL	Torch Head Flexible Air Cooled 125A DC
PRO17	Torch Head Air Cooled 150A DC
PRO17FX	Torch Head Flexible Air Cooled 150A DC
PRO18	Torch Head Water Cooled 350A DC
PRO18FX	Torch Head Flexible Water Cooled 350A DC
PRO18SC	Torch Head Water Cooled 400A DC
PRO20	Torch Head Water Cooled 250A DC
PRO20FXL	Torch Head Flexible Water Cooled 250A DC
PRO26	Torch Head Air Cooled 200A DC
PRO26FX	Torch Head Flexible Air Cooled 200A DC

2. Cable Length

Stock Code	Description
12	12.5ft Cables (4m) c/w Leather Cover, Neoprene Sheath
25	25ft Cables (8m) c/w Leather Cover, Neoprene Sheath

3. Switch Option

Stock Code	Description
S1	Momentary Switch
S1L	Momentary Switch & Lever
S2	2 Button Momentary
S3	3 Button Momentary
S4	4 Button Rocker Momentary
S4L	4 Button Momentary Rocker Lorch®
1K	1 Button Momentary +1K Potentiometer
2K	1 Button Momentary +5K Potentiometer
3K	1 Button Momentary +10K Potentiometer
4K	1 Button Momentary +25K Potentiometer
1KL	1 Button Latching +1K Potentiometer
2KL	1 Button Latching +5K Potentiometer
3KL	1 Button Latching +10K Potentiometer
4KL	1 Button Latching +25K Potentiometer
N	Blank

























NEW Composite TGC TIG Cable Terminations



- Moulded housing ensures tidy cables
- Tapered TPE hose supports
- Cable set strain relief
- Multiple configurations to suit most power sources

Note: All Registered Trademarks listed are the property of their respective manufacturer. Reference to the original manufacturer is for reference only.

5 Air Cooled Cable Terminations

Description	Standard End		TGC	
	Stock Code	Drawing	Stock Code	TGC Drawing
Single 3/8" BSP Connection	BG		TGC-BG	
Central Connector	EG		TGC-EG	
WTG Connector	WG		TGC-WG	
L-TEC® Euro Connection	LG		TGC-LG	
Large Dinse on Power 3/8" BSP on Gas	BD		TGC-BD	
Small Dinse on Power 3/8" BSP on Gas	BSD		TGC-BSD	
Large Dinse on Power M10 on Gas	BDM10		TGC-BDM10	
Large Dinse on Power M12 on Gas	BDM12		TGC-BDM12	
Migatronik® Connections	MG		TGC-MG	
Lincoln® Invertec Connections (Large Dinse)	LNG		TGC-LNG	
Lincoln® Invertec Connections (Small Dinse)	LNGS		TGC-LNGS	
EWM® Connections (Large Dinse)	EMG		TGC-EMG	

Note: All Registered Trademarks listed are the property of their respective manufacturer. Reference to the original manufacturer is for reference only.



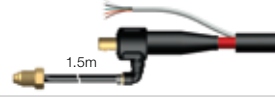



UK & Ireland Sales 01299 269 500 | Export Sales +44 1299 269 507 www.parweld.com

5 Air Cooled Cable Terminations













Description	Standard End		TGC	
	Stock Code	Drawing	Stock Code	TGC Drawing
EWM® Connections (Small Dinse)	E2G		TGC-E2G	
Kemppi® Connection	KG		TGC-KG	
Dinse through Gas Connector 35-50mm	TG		TGC-TG	
SAF® through Gas Connector 35-50mm	SG		TGC-SG	
Fronius® Connection	FRG		TGC-FRG	
ESAB® OKC Connections (Large Dinse)	ESG		TGC-ESG	
ESAB® OKC Connections (Small Dinse)	EXG		TGC-EXG	
Multiprocess Euro Connection	MPG		TGC-MPG	
Lorch® Connections	LRG		TGC-LRG	
Large Dinse on Power 9mm QF on Gas	DQF		TGC-BQ	
5/8"UNF RH Gas/Power	UN		TGC-UN	

PRO-GRIP®

5 Air Cooled Cable Terminations

Description	Standard End		TGC	
	Stock Code	Drawing	Stock Code	TGC Drawing
Large Dinse on Power, 5/8" UNF RH Male on Gas	UD		TGC-UD	
Large Dinse on Power 1.5m and Gas Hose, 5/8" UNF RH Male	UDL		TGC-UDL	
3/8" UNF RH male	A		---	
Lug on power, 5/8" UNF RH male on gas	US		---	

5 Water Cooled Cable Terminations






Description	Standard End		TGC	
	Stock Code	Drawing	Stock Code	TGC Drawing
3/8" BSP On Water, Gas, Power	BW		TGC-BW	
Central Connector	EW		TGC-EW	
Large Dinse on Power QF on Water In/Out, 3/8BSP on Gas	DQ		TGC-DQ	
Large Dinse on Power QF on Water In/Out, M12 on Gas	DQM12		TGC-DQM12	
WTW Connector	WW		TGC-WW	
L-TEC® Euro	LW		TGC-LW	

5 Water Cooled Cable Terminations

Description	Standard End		TGC	
	Stock Code	Drawing	Stock Code	TGC Drawing
Migatronic® Connections	MW		TGC-MW	
Lincoln® Invertec Connections (Large Dinse)	LNW		TGC-LNW	
EWM® Connections	EMW		TGC-EMW	
Large Dinse 1/4 Gas, 3/8 on Water In/Out	EBW		TGC-EBW	
Dinse through Gas Connector, QF on Water In/Out	N/A	N/A	TGC-TW	
ESAB® OKC Connections	ESW		TGC-ESW	
Lorch® Connections	LRW		TGC-LRW	
Kemppi® Connection	N/A	N/A	TGC-KW	
Large Dinse on Power 9mm QF on Water In/Out QF on Gas	DQQ		TGC-DQQ	
Large Dinse on Power, 5/8" UNF LH on Water In/Out, 5/8" UNF RH Male on Gas	UE		TGC-UE	
7/8" UNF LH Male on Power, 5/8" UNF RH Male on Gas, 5/8" UNF LH Male on Water	UW		TGC-UW	

PRO-GRIP®

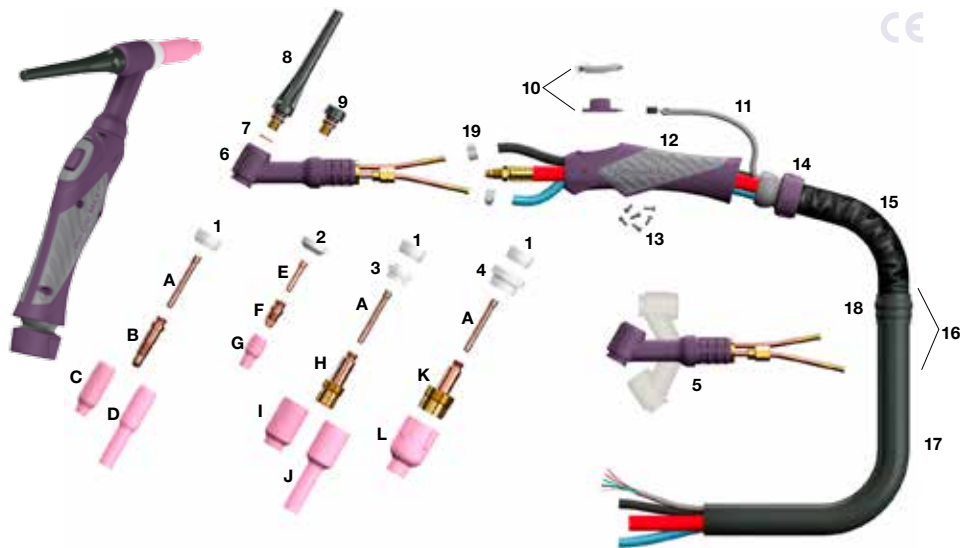
5 Water Cooled Cable Terminations

Description	Standard End		TGC	
	Stock Code	Drawing	Stock Code	TGC Drawing
5/8UNF RH Gas/power, QF Water In/Out	N/A	N/A	TGC-UNW	
Large Dinse on power , 5/8UNF RH Gas, QF Water In/Out	UDW		TGC-UE	
3/8" Power and Water, 1/4"BSP on Gas	KOW		TGC-KW3	

PRO18

Water Cooled Pro-Grip Max® TIG Welding Torch

350A DC, 260A AC @ 100% Duty Cycle, EN60974-7 .020"-5/32" / 0.5mm to 4.0mm Electrodes




TO ORDER A PRO-GRIP MAX® TIG TORCH PACKAGE PLEASE USE THE 5 STAGE PROCESS OUTLINED ON PAGE 138.

Example:- PRO18FX-12S1BW. PRO18FX Pro-Grip® Torch x 12.5ft with momentary switch, 3/8 BSP fittings and 2 pin Amphenol Plug.


PRO18 and PRO18FX

Rating: 350A DC, 260A AC .020" to 5/32" (0.5mm-4.0mm) electrode.
Parts interchangeable with PRO17, PRO17FX, PRO26 and PRO26FX models.

PRO18



PRO18FX



Technical Specification

Weight (Head Only)	7oz	200g
Torch Head Length – PRO18	2½"	64mm
Torch Head Length – PRO18FX	2½"	64mm
Head Thread Size – PRO18/18FX	3/8"-32 UNEF	

Standard Collet

Stock Code	Description
A 10N21	Collet .020"/0.5mm Bore
10N22	Collet .040"/1.0mm Bore
10N23	Collet 1/16"/1.6mm Bore
10N24	Collet 3/32"/2.4mm Bore
10N25	Collet 1/8"/3.2mm Bore
54N20	Collet 5/32"/4.0mm Bore

Standard Collet Body

Stock Code	Description
B 10N29	Collet Body .020"/0.5mm Bore
10N30	Collet Body .040"/1.0mm Bore
10N31	Collet Body 1/16"/1.6mm Bore
10N31M	Collet Body 5/64"/2.0mm Bore
10N32	Collet Body 3/32"/2.4mm Bore
10N28	Collet Body 1/8" /3.2mm Bore
406488	Collet Body 5/32"/4.0mm Bore

Standard Ceramic Cup

Stock Code	Description
C 10N50	Ceramic Cup 1/4"/6mm Bore
10N49	Ceramic Cup 5/16"/8mm Bore
10N48	Ceramic Cup 3/8"/10mm Bore
10N47	Ceramic Cup 7/16"/11mm Bore
10N46	Ceramic Cup 1/2"/13mm Bore
10N45	Ceramic Cup 5/8"/16mm Bore
10N44	Ceramic Cup 3/4"/19mm Bore

Long Ceramic Cup

Stock Code	Description
D 10N49L	Long Ceramic Cup 5/16"/8mm Bore
10N48L	Long Ceramic Cup 3/8"/10mm Bore
10N47L	Long Ceramic Cup 7/16"/11mm Bore

Stubby Collet

Stock Code	Description
E 10N21S	Stubby Collet .020"/0.5mm Bore
10N22S	Stubby Collet .040"/1.0mm Bore
10N23S	Stubby Collet 1/16"/1.6mm Bore
10N24S	Stubby Collet 3/32"/2.4mm Bore
10N25S	Stubby Collet 1/8"/3.2mm Bore

Stubby Collet Body

Stock Code	Description
F 17CB20	Stubby Collet Body .020"-1/8"/0.5-3.2mm Bore

Stubby Ceramic Cup

Stock Code	Description
G 13N08	Ceramic Cup 1/4"/6mm Bore
13N09	Ceramic Cup 5/16"/8mm Bore
13N10	Ceramic Cup 3/8"/10mm Bore
13N11	Ceramic Cup 7/16"/11mm Bore
13N12	Ceramic Cup 1/2"/13mm Bore
13N13	Ceramic Cup 5/8"/16mm Bore

Standard Gas Lens Body

Stock Code	Description
H 45V24	Gas Lens Body .040"/1.0mm Bore
45V25	Gas Lens Body 1/16"/1.6mm Bore
45V26	Gas Lens Body 3/32"/2.4mm Bore
45V27	Gas Lens Body 1/8"/3.2mm Bore
45V28	Gas Lens Body 5/32"/4.0mm Bore

Standard Gas Lens Cup

Stock Code	Description
I 54N17	Gas Lens Cup 5/16"/8mm Bore
54N16	Gas Lens Cup 3/8"/10mm Bore
54N15	Gas Lens Cup 7/16"/11mm Bore
54N14	Gas Lens Cup 1/2"/13mm Bore
54N19	Gas Lens Cup 1 1/16"/18mm Bore

Long Gas Lens Cup

Stock Code	Description
J 54N17L	Long Gas Lens Cup 5/16"/8mm Bore
54N16L	Long Gas Lens Cup 3/8"/10mm Bore
54N15L	Long Gas Lens Cup 7/16"/11mm Bore

Large Diameter Gas Lens Body

Stock Code	Description
K 45V116	Large Diameter Gas Lens Body 1/16"/1.6mm Bore
45V64	Large Diameter Gas Lens Body 3/32"/2.4mm Bore
995795	Large Diameter Gas Lens Body 1/8"/3.2mm Bore

Large Diameter Gas Lens Cup

Stock Code	Description
L 57N75	Large Diameter Gas Lens Cup 3/8"/10mm Bore
57N74	Large Diameter Gas Lens Cup 1/2"/13mm Bore
53N87	Large Diameter Gas Lens Cup 3/4"/19mm Bore

Components

Stock Code	Description
1 18CG	Cup Gasket
2 18CG20	Cup Gasket (For Stubby Collet Body)
3 54N01	Gas Lens Insulator (Use with 18CG)
4 54N63	Insulator Large Diameter Gas Lens (Use with 18CG)
5 PRO18FX	Torch Head Flexible
6 PRO18	Torch Head including Cup Gasket
7 98W18	Back Cap 'O' Ring
8 PRO57Y02	Pro-Grip® Back Cap Long
9 PRO57Y04	Pro-Grip® Back Cap Short
10 PRO1MS	Momentary Switch Kit (Fitted as standard)
11 PROSWL4	Switch Lead x 4m (12.5ft)
PROSWL8	Switch Lead x 8m (25ft)
12 PROH200	Pro-Grip® TIG Handle Large
13 PROSP	Screw Pack
14 PROKJ200	Knuckle Joint c/w Lock Nut
15 PROLC200-08	Leather Cover x .8m (2.6ft)
16 PROCO200-40	Complete Cover Assembly x 4m (12.5ft)
PROCO200-80	Complete Cover Assembly x 8m (25ft)
17 PRONC32	Neoprene Cover x 3.2m (10.5ft)
PRONC72	Neoprene Cover x 7.2m (23.6ft)
18 PROJK200	Jointing Repair Kit
19 B5Q24	Water Hose Clamp 9.5mm Bore

How to Order your Pro-Grip Max® TIG Torch



Ordering Information

Due to the extensive range of options please choose from the following when ordering your Parweld Pro-Grip® TIG Torch;

1. Select the model of torch head
2. Select the length of cable required
3. Select the switch required
4. Select the correct cable termination required
5. Add a Cable Plug if required

Example:- PRO18FX-25S1BW2

PRO18FX Pro-Grip® Torch x 25ft with momentary switch, 3/8 BSP fittings and 5 pin Amphenol Plug.

4. Cable Plug

Stock Code	Description
0	2 Pin Amphenol Plug
1	4 Pin Amphenol Plug
2	5 Pin Amphenol Plug
3	6 Pin Amphenol Plug
4	14 Pin Amphenol Plug
5	6 Pin Harting Plug
6	8 Pin Thermal Plug
7	3 Pin Tuchel Plug
8	9 Pin Tuchel Plug
9	5 Pin Tuchel Plug
10	12 Pin Bundy Plug
11	7 Pin Migatronic Plug
12	2 Pin XTI-180 Inverter Plug
14	5 Pin XTI-200 Inverter Plug
16	5 Pin Amphenol Plug Lincoln
17	7 Pin Tuchel Plug
18	14 Pin Parweld XTI 201, 303 Plug
19	5 Pin Parweld XTI181 Plug
20	3 Pin Parweld XTI601MP Plug
21	2 Pin ESAB® Push In Plug
23	3 Pin Plug – GYS® and Newarc®
24	5 Pin Plug – GYS® Remote Current
25	7 Pin Kemppi® Plug
26	14 Pin ESAB® Plug
27	6 Pin Miller® Plug
28	7 Pin Parweld Plug
29	7 Pin Inverter Fusion Plug
31	3 Pin XLR Plug Newarc® and TecArc® Plug
32	7 Pin Plug JIS-C
33	4mm Pin Plug

1. Torch Head

Stock Code	Description
PRO9	Torch Head Air Cooled 125A DC
PRO9FXL	Torch Head Flexible Air Cooled 125A DC
PRO17	Torch Head Air Cooled 150A DC
PRO17FX	Torch Head Flexible Air Cooled 150A DC
PRO18	Torch Head Water Cooled 350A DC
PRO18FX	Torch Head Flexible Water Cooled 350A DC
PRO18SC	Torch Head Water Cooled 400A DC
PRO20	Torch Head Water Cooled 250A DC
PRO20FXL	Torch Head Flexible Water Cooled 250A DC
PRO26	Torch Head Air Cooled 200A DC
PRO26FX	Torch Head Flexible Air Cooled 200A DC

2. Cable Length

Stock Code	Description
12	12.5ft Cables (4m) c/w Leather Cover, Neoprene Sheath
25	25ft Cables (8m) c/w Leather Cover, Neoprene Sheath

3. Switch Option

Stock Code	Description
S1	Momentary Switch
S1L	Momentary Switch & Lever
S2	2 Button Momentary
S3	3 Button Momentary
S4	4 Button Rocker Momentary
S4L	4 Button Momentary Rocker Lorch®
1K	1 Button Momentary +1K Potentiometer
2K	1 Button Momentary +5K Potentiometer
3K	1 Button Momentary +10K Potentiometer
4K	1 Button Momentary +25K Potentiometer
1KL	1 Button Latching +1K Potentiometer
2KL	1 Button Latching +5K Potentiometer
3KL	1 Button Latching +10K Potentiometer
4KL	1 Button Latching +25K Potentiometer
N	Blank

























NEW Composite TGC TIG Cable Terminations



- Moulded housing ensures tidy cables
- Tapered TPE hose supports
- Cable set strain relief
- Multiple configurations to suit most power sources

Note: All Registered Trademarks listed are the property of their respective manufacturer. Reference to the original manufacturer is for reference only.

5 Air Cooled Cable Terminations

Description	Standard End		TGC	
	Stock Code	Drawing	Stock Code	TGC Drawing
Single 3/8" BSP Connection	BG		TGC-BG	
Central Connector	EG		TGC-EG	
WTG Connector	WG		TGC-WG	
L-TEC® Euro Connection	LG		TGC-LG	
Large Dinse on Power 3/8" BSP on Gas	BD		TGC-BD	
Small Dinse on Power 3/8" BSP on Gas	BSD		TGC-BSD	
Large Dinse on Power M10 on Gas	BDM10		TGC-BDM10	
Large Dinse on Power M12 on Gas	BDM12		TGC-BDM12	
Migatronik® Connections	MG		TGC-MG	
Lincoln® Invertec Connections (Large Dinse)	LNG		TGC-LNG	
Lincoln® Invertec Connections (Small Dinse)	LNGS		TGC-LNGS	
EWM® Connections (Large Dinse)	EMG		TGC-EMG	

Note: All Registered Trademarks listed are the property of their respective manufacturer. Reference to the original manufacturer is for reference only.



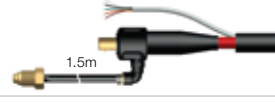



UK & Ireland Sales 01299 269 500 | Export Sales +44 1299 269 507 www.parweld.com

5 Air Cooled Cable Terminations













Description	Standard End		TGC	
	Stock Code	Drawing	Stock Code	TGC Drawing
EWM® Connections (Small Dinse)	E2G		TGC-E2G	
Kemppi® Connection	KG		TGC-KG	
Dinse through Gas Connector 35-50mm	TG		TGC-TG	
SAF® through Gas Connector 35-50mm	SG		TGC-SG	
Fronius® Connection	FRG		TGC-FRG	
ESAB® OKC Connections (Large Dinse)	ESG		TGC-ESG	
ESAB® OKC Connections (Small Dinse)	EXG		TGC-EXG	
Multiprocess Euro Connection	MPG		TGC-MPG	
Lorch® Connections	LRG		TGC-LRG	
Large Dinse on Power 9mm QF on Gas	DQF		TGC-BQ	
5/8"UNF RH Gas/Power	UN		TGC-UN	

PRO-GRIP®

5 Air Cooled Cable Terminations

Description	Standard End		TGC	
	Stock Code	Drawing	Stock Code	TGC Drawing
Large Dinse on Power, 5/8" UNF RH Male on Gas	UD		TGC-UD	
Large Dinse on Power 1.5m and Gas Hose, 5/8" UNF RH Male	UDL		TGC-UDL	
3/8" UNF RH male	A		---	
Lug on power, 5/8" UNF RH male on gas	US		---	

5 Water Cooled Cable Terminations

Description	Standard End		TGC	
	Stock Code	Drawing	Stock Code	TGC Drawing
3/8" BSP On Water, Gas, Power	BW		TGC-BW	
Central Connector	EW		TGC-EW	
Large Dinse on Power QF on Water In/Out, 3/8BSP on Gas	DQ		TGC-DQ	
Large Dinse on Power QF on Water In/Out, M12 on Gas	DQM12		TGC-DQM12	
WTW Connector	WW		TGC-WW	
L-TEC® Euro	LW		TGC-LW	






PRO-GRIP®

5 Water Cooled Cable Terminations

Description	Standard End		TGC	
	Stock Code	Drawing	Stock Code	TGC Drawing
Migatronic® Connections	MW		TGC-MW	
Lincoln® Invertec Connections (Large Dinse)	LNW		TGC-LNW	
EWM® Connections	EMW		TGC-EMW	
Large Dinse 1/4 Gas, 3/8 on Water In/Out	EBW		TGC-EBW	
Dinse through Gas Connector, QF on Water In/Out	N/A	N/A	TGC-TW	
ESAB® OKC Connections	ESW		TGC-ESW	
Lorch® Connections	LRW		TGC-LRW	
Kemppi® Connection	N/A	N/A	TGC-KW	
Large Dinse on Power 9mm QF on Water In/Out QF on Gas	DQQ		TGC-DQQ	
Large Dinse on Power, 5/8" UNF LH on Water In/Out, 5/8" UNF RH Male on Gas	UE		TGC-UE	
7/8" UNF LH Male on Power, 5/8" UNF RH Male on Gas, 5/8" UNF LH Male on Water	UW		TGC-UW	

PRO-GRIP®

5 Water Cooled Cable Terminations

Description	Standard End		TGC	
	Stock Code	Drawing	Stock Code	TGC Drawing
5/8UNF RH Gas/power, QF Water In/Out	N/A	N/A	TGC-UNW	
Large Dinse on power , 5/8UNF RH Gas, QF Water In/Out	UDW		TGC-UE	
3/8" Power and Water, 1/4"BSP on Gas	KOW		TGC-KW3	

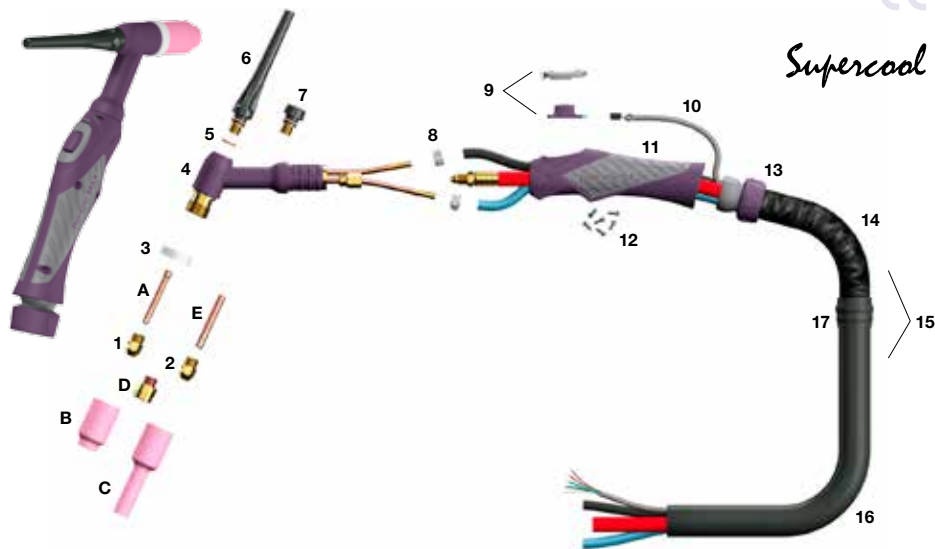
PRO18SC

Water Cooled Pro-Grip Max® TIG Welding Torch

400A DC, 300A AC @ 100% Duty Cycle, EN60974-7 .020"-3/16" / 0.5mm to 4.8mm Electrodes



Supercool




TO ORDER A PRO-GRIP MAX® TIG TORCH PACKAGE PLEASE USE THE 5 STAGE PROCESS OUTLINED ON PAGE 138.

Example:- PRO18SC-25S1BW0. PRO18SC Pro-Grip® Torch x 25ft with momentary switch, 3/8 BSP fittings and 2 Pin Amphenol Plug.

PRO18SC

Rating: 400A DC, 300A AC .020" to 3/16" (0.5mm-5.0mm) electrode.

PRO18SC



Technical Specification

Weight (Head Only)	8oz	226gmm
Torch Head Length – PRO18SC	2 3/4"	71mm
Head Thread Size – PRO18SC	3/8"-32 UNEF	

Standard Collet

Stock Code	Description
A 10N21	Collet .020"/0.5mm Bore
10N22	Collet .040"/1.0mm Bore
10N23	Collet 1/16 /1.6mm Bore
10N24	Collet 3/32"/2.4mm Bore
10N25	Collet 1/8"/3.2mm Bore
54N20	Collet 5/32"/4.0mm Bore

Standard Gas Lens Cup

Stock Code	Description
B 54N18	Gas Lens Cup 1/4"/6mm Bore
54N17	Gas Lens Cup 5/16"/8mm Bore
54N16	Gas Lens Cup 3/8"/10mm Bore
54N15	Gas Lens Cup 7/16"/11mm Bore
54N14	Gas Lens Cup 1/2"/13mm Bore
54N19	Gas Lens Cup 1 1/16"/18mm Bore

Long Gas Lens Cup

Stock Code	Description
C 54N17L	Long Gas Lens Cup 5/16"/8mm Bore
54N16L	Long Gas Lens Cup 3/8"/10mm Bore
54N15L	Long Gas Lens Cup 7/16"/11mm Bore

Standard Gas Lens Body

Stock Code	Description
D 18GL16	Gas Lens Body 1/16"/1.6mm Bore
18GL32	Gas Lens Body 3/32"/2.4mm Bore
18GL18	Gas Lens Body 1/8"/3.2mm Bore
18GL53	Gas Lens Body 5/32"/4.0mm Bore
18GL36	Gas Lens Body 3/16"/4.8mm Bore

Heavy Duty Collet

Stock Code	Description
E 10N25HD	Heavy Duty Collet 1/8"/3.2mm Bore
54N20HD	Heavy Duty Collet 5/32"/4.0mm Bore
18C36	Heavy Duty Collet 3/16"/4.8mm Bore

Components

Stock Code	Description
1 NCB-53	Nose Collet Body
2 NCB-36	Heavy Duty Nose Collet Body
3 18NG	Nozzle Gasket
4 PRO18SC	Torch Head including Nozzle Gasket
5 98W18	Back Cap 'O' Ring
6 PRO57Y02	Pro-Grip® Back Cap Long
7 PRO57Y04	Pro-Grip® Back Cap Short
8 B5024	Water Hose Clamp 9.5mm Bore
9 PRO1MS	Momentary Switch Kit (Fitted as standard)
10 PROSWL4	Switch Lead x 4m (12.5ft)
PROSWL8	Switch Lead x 8m (25ft)
11 PROH200	Pro-Grip® TIG Handle Large
12 PROSP	Screw Pack
13 PROKJ200	Knuckle Joint c/w Lock Nut
14 PROLC200-08	Leather Cover x .8m (2.6ft)
15 PROCO200-40	Complete Cover Assembly x 4m (12.5ft)
PROCO200-80	Complete Cover Assembly x 8m (25ft)
16 PRONC32	Neoprene Cover x 3.2m (10.5ft)
PRONC72	Neoprene Cover x 7.2m (23.6ft)
17 PROJK200	Jointing Repair Kit

How to Order your Pro-Grip Max® TIG Torch



Ordering Information

Due to the extensive range of options please choose from the following when ordering your Parweld Pro-Grip® TIG Torch;

1. Select the model of torch head
2. Select the length of cable required
3. Select the switch required
4. Select the correct cable termination required
5. Add a Cable Plug if required

Example:- PRO18FX-25S1BW2

PRO18FX Pro-Grip® Torch x 25ft with momentary switch, 3/8 BSP fittings and 5 pin Amphenol Plug.

4. Cable Plug

Stock Code	Description
0	2 Pin Amphenol Plug
1	4 Pin Amphenol Plug
2	5 Pin Amphenol Plug
3	6 Pin Amphenol Plug
4	14 Pin Amphenol Plug
5	6 Pin Harting Plug
6	8 Pin Thermal Plug
7	3 Pin Tuchel Plug
8	9 Pin Tuchel Plug
9	5 Pin Tuchel Plug
10	12 Pin Bundy Plug
11	7 Pin Migatronic Plug
12	2 Pin XTI-180 Inverter Plug
14	5 Pin XTI-200 Inverter Plug
16	5 Pin Amphenol Plug Lincoln
17	7 Pin Tuchel Plug
18	14 Pin Parweld XTI 201, 303 Plug
19	5 Pin Parweld XTI181 Plug
20	3 Pin Parweld XTI601MP Plug
21	2 Pin ESAB® Push In Plug
23	3 Pin Plug – GYS® and Newarc®
24	5 Pin Plug – GYS® Remote Current
25	7 Pin Kemppi® Plug
26	14 Pin ESAB® Plug
27	6 Pin Miller® Plug
28	7 Pin Parweld Plug
29	7 Pin Inverter Fusion Plug
31	3 Pin XLR Plug Newarc® and TecArc® Plug
32	7 Pin Plug JIS-C
33	4mm Pin Plug

1. Torch Head

Stock Code	Description
PRO9	Torch Head Air Cooled 125A DC
PRO9FXL	Torch Head Flexible Air Cooled 125A DC
PRO17	Torch Head Air Cooled 150A DC
PRO17FX	Torch Head Flexible Air Cooled 150A DC
PRO18	Torch Head Water Cooled 350A DC
PRO18FX	Torch Head Flexible Water Cooled 350A DC
PRO18SC	Torch Head Water Cooled 400A DC
PRO20	Torch Head Water Cooled 250A DC
PRO20FXL	Torch Head Flexible Water Cooled 250A DC
PRO26	Torch Head Air Cooled 200A DC
PRO26FX	Torch Head Flexible Air Cooled 200A DC

2. Cable Length

Stock Code	Description
12	12.5ft Cables (4m) c/w Leather Cover, Neoprene Sheath
25	25ft Cables (8m) c/w Leather Cover, Neoprene Sheath

3. Switch Option

Stock Code	Description
S1	Momentary Switch
S1L	Momentary Switch & Lever
S2	2 Button Momentary
S3	3 Button Momentary
S4	4 Button Rocker Momentary
S4L	4 Button Momentary Rocker Lorch®
1K	1 Button Momentary +1K Potentiometer
2K	1 Button Momentary +5K Potentiometer
3K	1 Button Momentary +10K Potentiometer
4K	1 Button Momentary +25K Potentiometer
1KL	1 Button Latching +1K Potentiometer
2KL	1 Button Latching +5K Potentiometer
3KL	1 Button Latching +10K Potentiometer
4KL	1 Button Latching +25K Potentiometer
N	Blank

























NEW Composite TGC TIG Cable Terminations



- Moulded housing ensures tidy cables
- Tapered TPE hose supports
- Cable set strain relief
- Multiple configurations to suit most power sources

Note: All Registered Trademarks listed are the property of their respective manufacturer. Reference to the original manufacturer is for reference only.

5 Air Cooled Cable Terminations

Description	Standard End		TGC	
	Stock Code	Drawing	Stock Code	TGC Drawing
Single 3/8" BSP Connection	BG		TGC-BG	
Central Connector	EG		TGC-EG	
WTG Connector	WG		TGC-WG	
L-TEC® Euro Connection	LG		TGC-LG	
Large Dinse on Power 3/8" BSP on Gas	BD		TGC-BD	
Small Dinse on Power 3/8" BSP on Gas	BSD		TGC-BSD	
Large Dinse on Power M10 on Gas	BDM10		TGC-BDM10	
Large Dinse on Power M12 on Gas	BDM12		TGC-BDM12	
Migatronik® Connections	MG		TGC-MG	
Lincoln® Invertec Connections (Large Dinse)	LNG		TGC-LNG	
Lincoln® Invertec Connections (Small Dinse)	LNGS		TGC-LNGS	
EWM® Connections (Large Dinse)	EMG		TGC-EMG	

Note: All Registered Trademarks listed are the property of their respective manufacturer. Reference to the original manufacturer is for reference only.







UK & Ireland Sales **01299 269 500** | Export Sales **+44 1299 269 507** www.parweld.com

5 Air Cooled Cable Terminations













Description	Standard End		TGC	
	Stock Code	Drawing	Stock Code	TGC Drawing
EWM® Connections (Small Dinse)	E2G		TGC-E2G	
Kemppi® Connection	KG		TGC-KG	
Dinse through Gas Connector 35-50mm	TG		TGC-TG	
SAF® through Gas Connector 35-50mm	SG		TGC-SG	
Fronius® Connection	FRG		TGC-FRG	
ESAB® OKC Connections (Large Dinse)	ESG		TGC-ESG	
ESAB® OKC Connections (Small Dinse)	EXG		TGC-EXG	
Multiprocess Euro Connection	MPG		TGC-MPG	
Lorch® Connections	LRG		TGC-LRG	
Large Dinse on Power 9mm QF on Gas	DQF		TGC-BQ	
5/8"UNF RH Gas/Power	UN		TGC-UN	

PRO-GRIP®

5 Air Cooled Cable Terminations

Description	Standard End		TGC	
	Stock Code	Drawing	Stock Code	TGC Drawing
Large Dinse on Power, 5/8" UNF RH Male on Gas	UD		TGC-UD	
Large Dinse on Power 1.5m and Gas Hose, 5/8" UNF RH Male	UDL		TGC-UDL	
3/8" UNF RH male	A		---	
Lug on power, 5/8" UNF RH male on gas	US		---	

5 Water Cooled Cable Terminations






Description	Standard End		TGC	
	Stock Code	Drawing	Stock Code	TGC Drawing
3/8" BSP On Water, Gas, Power	BW		TGC-BW	
Central Connector	EW		TGC-EW	
Large Dinse on Power QF on Water In/Out, 3/8BSP on Gas	DQ		TGC-DQ	
Large Dinse on Power QF on Water In/Out, M12 on Gas	DQM12		TGC-DQM12	
WTW Connector	WW		TGC-WW	
L-TEC® Euro	LW		TGC-LW	

5 Water Cooled Cable Terminations

Description	Standard End		TGC	
	Stock Code	Drawing	Stock Code	TGC Drawing
Migatronic® Connections	MW		TGC-MW	
Lincoln® Invertec Connections (Large Dinse)	LNW		TGC-LNW	
EWM® Connections	EMW		TGC-EMW	
Large Dinse 1/4 Gas, 3/8 on Water In/Out	EBW		TGC-EBW	
Dinse through Gas Connector, QF on Water In/Out	N/A	N/A	TGC-TW	
ESAB® OKC Connections	ESW		TGC-ESW	
Lorch® Connections	LRW		TGC-LRW	
Kemppi® Connection	N/A	N/A	TGC-KW	
Large Dinse on Power 9mm QF on Water In/Out QF on Gas	DQQ		TGC-DQQ	
Large Dinse on Power, 5/8" UNF LH on Water In/Out, 5/8" UNF RH Male on Gas	UE		TGC-UE	
7/8" UNF LH Male on Power, 5/8" UNF RH Male on Gas, 5/8" UNF LH Male on Water	UW		TGC-UW	

PRO-GRIP®

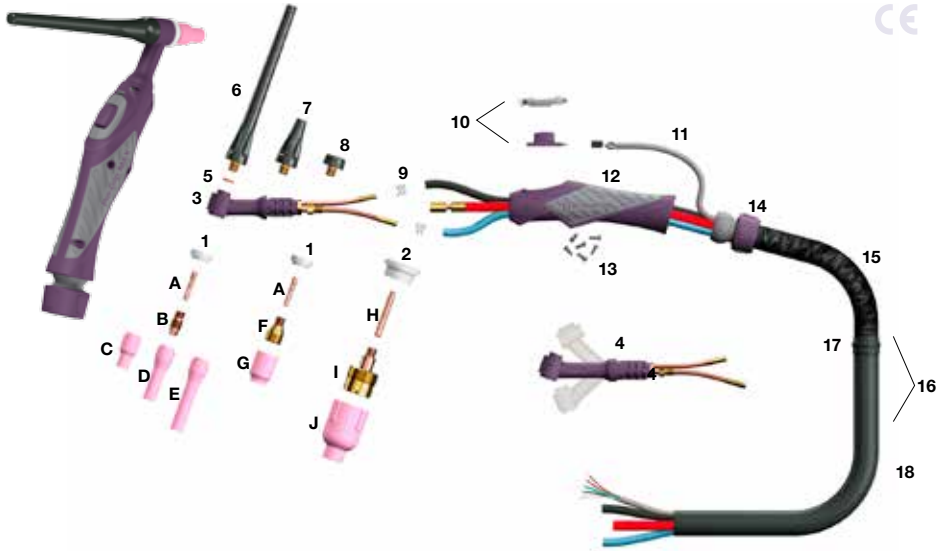
5 Water Cooled Cable Terminations

Description	Standard End		TGC	
	Stock Code	Drawing	Stock Code	TGC Drawing
5/8UNF RH Gas/power, QF Water In/Out	N/A	N/A	TGC-UNW	
Large Dinse on power , 5/8UNF RH Gas, QF Water In/Out	UDW		TGC-UE	
3/8" Power and Water, 1/4"BSP on Gas	KOW		TGC-KW3	

PRO20

Water Cooled Pro-Grip Max® TIG Welding Torch

250A DC, 190A AC @ 100% Duty Cycle, EN60974-7 .020" - 1/8" / 0.5mm to 3.2mm Electrodes




TO ORDER A PRO-GRIP MAX® TIG TORCH PACKAGE PLEASE USE THE 5 STAGE PROCESS OUTLINED ON PAGE 138.

Example:- PRO20-25S1BW0. PRO20 Pro-Grip® Torch x 25ft with momentary switch, 3/8 BSP fittings and 2 Pin Amphenol Plug.


PRO20 and PRO20FXL

Rating: 250A DC, 190A AC .020" to 1/8" (0.5mm-3.2mm) electrode.
Parts interchangeable with PRO9, PRO9FXL.

PRO20



PRO20FXL



Technical Specification

Weight (Head Only)	3oz	85g
Torch Head Length – PRO20	2¼"	56mm
Torch Head Length – PRO20FXL	2¾"	64mm
Head Thread Size – PRO20/20FXL	5/16" UNF	

Standard Collet

Stock Code	Description
A 13N20	Collet .020"/0.5mm Bore
13N21	Collet .040"/1.0mm Bore
13N22	Collet 1/16"/1.6mm Bore
13N22M	Collet 5/64"/2.0mm Bore
13N23	Collet 3/32"/2.4mm Bore
13N24	Collet 1/8"/3.2mm Bore

Standard Collet Body

Stock Code	Description
B 13N25	Collet Body .020"/0.5mm Bore
13N26	Collet Body .040"/1.0mm Bore
13N27	Collet Body 1/16"/1.6mm Bore
13N27M	Collet Body 5/64"/2.0mm Bore
13N28	Collet Body 3/32"/2.4mm Bore
13N29	Collet Body 1/8"/3.2mm Bore

Stubby Ceramic Cup

Stock Code	Description
C 13N08	Ceramic Cup 1/4"/6mm Bore
13N09	Ceramic Cup 5/16"/8mm Bore
13N10	Ceramic Cup 3/8"/10mm Bore
13N11	Ceramic Cup 7/16"/11mm Bore
13N12	Ceramic Cup 1/2"/13mm Bore
13N13	Ceramic Cup 5/8"/16mm Bore

Long Ceramic Cup

Stock Code	Description
D 796F70	Long Ceramic Cup 3/16"/5mm Bore
796F71	Long Ceramic Cup 1/4"/6mm Bore
796F72	Long Ceramic Cup 5/16"/8mm Bore
796F73	Long Ceramic Cup 3/8"/10mm Bore

Extra Long Ceramic Cup

Stock Code	Description
E 796F74	Extra Long Ceramic Cup 3/16"/5mm Bore
796F75	Extra Long Ceramic Cup 1/4"/6mm Bore
796F76	Extra Long Ceramic Cup 5/16"/8mm Bore
796F77	Extra Long Ceramic Cup 3/8"/10mm Bore

Standard Gas Lens Body

Stock Code	Description
F 45V41	Gas Lens Body .020"/0.5mm Bore
45V42	Gas Lens Body .040"/1.0mm Bore
45V43	Gas Lens Body 1/16"/1.6mm Bore
45V44	Gas Lens Body 3/32"/2.4mm Bore
45V45	Gas Lens Body 1/8"/3.2mm Bore

Standard Gas Lens Cup

Stock Code	Description
G 53N58	Gas Lens Cup 1/4"/6mm Bore
53N59	Gas Lens Cup 5/16"/8mm Bore
53N60	Gas Lens Cup 3/8"/10mm Bore
5345N61	Gas Lens Cup 7/16"/11mm Bore
53N61-S	Gas Lens Cup 1/2"/13mm Bore

Large Diameter Gas Lens Collet

Stock Code	Description
H 13N22L	Large Diameter Gas Lens Collet 1/16"/1.6mm
13N23L	Large Diameter Gas Lens Collet 3/32"/2.4mm

Large Diameter Gas Lens Body

Stock Code	Description
I 45V116S	Large Diameter Gas Lens Body 1/16"/1.6mm Bore
45V64S	Large Diameter Gas Lens Body 3/32"/2.4mm Bore

Large Diameter Gas Lens Cup

Stock Code	Description
J 57N75	Large Diameter Gas Lens Cup 3/8"/10mm Bore
57N74	Large Diameter Gas Lens Cup 1/2"/13mm Bore
53N88	Large Diameter Gas Lens Cup 5/8"/16mm Bore
53N87	Large Diameter Gas Lens Cup 3/4"/19mm Bore

Components

Stock Code	Description
1 598882	Cup Gasket
2 54N63-20	Insulator Large Diameter Gas Lens
3 PRO20	Torch Body
4 PRO20FXL	Torch Body Flexible
5 98W77	Back Cap 'O' Ring
6 PRO41V24	Pro-Grip® Back Cap Long
7 PRO41V35	Pro-Grip® Back Cap Medium
8 PRO41V33	Pro-Grip® Back Cap Short
9 53N04	Wire Clamps
10 PRO1MS	Momentary Switch Kit (Fitted as standard)
11 PROSWL4	Switch Lead x 4m (12.5ft)
PROSWL8	Switch Lead x 8m (25ft)
12 PROH100	Pro-Grip® TIG Handle Small
13 PROSP	Screw Pack
14 PROKJ100	Knuckle Joint c/w Lock Nut
15 PROLC100-08	Leather Cover x .8m (2.6ft)
16 PROCO100-40	Complete Cover Assembly x 4m (12.5ft)
PROCO100-80	Complete Cover Assembly x 8m (25ft)
17 PROJK100	Jointing Repair Kit
18 PRONC32	Neoprene Cover x 3.2m (10.5ft)
PRONC72	Neoprene Cover x 7.2m (23.6ft)

How to Order your Pro-Grip Max® TIG Torch



Ordering Information

Due to the extensive range of options please choose from the following when ordering your Parweld Pro-Grip® TIG Torch;

1. Select the model of torch head
2. Select the length of cable required
3. Select the switch required
4. Select the correct cable termination required
5. Add a Cable Plug if required

Example:- PRO18FX-25S1BW2

PRO18FX Pro-Grip® Torch x 25ft with momentary switch, 3/8 BSP fittings and 5 pin Amphenol Plug.

4. Cable Plug

Stock Code	Description
0	2 Pin Amphenol Plug
1	4 Pin Amphenol Plug
2	5 Pin Amphenol Plug
3	6 Pin Amphenol Plug
4	14 Pin Amphenol Plug
5	6 Pin Harting Plug
6	8 Pin Thermal Plug
7	3 Pin Tuchel Plug
8	9 Pin Tuchel Plug
9	5 Pin Tuchel Plug
10	12 Pin Bundy Plug
11	7 Pin Migatronic Plug
12	2 Pin XTI-180 Inverter Plug
14	5 Pin XTI-200 Inverter Plug
16	5 Pin Amphenol Plug Lincoln
17	7 Pin Tuchel Plug
18	14 Pin Parweld XTI 201, 303 Plug
19	5 Pin Parweld XTI181 Plug
20	3 Pin Parweld XTI601MP Plug
21	2 Pin ESAB® Push In Plug
23	3 Pin Plug – GYS® and Newarc®
24	5 Pin Plug – GYS® Remote Current
25	7 Pin Kemppi® Plug
26	14 Pin ESAB® Plug
27	6 Pin Miller® Plug
28	7 Pin Parweld Plug
29	7 Pin Inverter Fusion Plug
31	3 Pin XLR Plug Newarc® and TecArc® Plug
32	7 Pin Plug JIS-C
33	4mm Pin Plug

1. Torch Head

Stock Code	Description
PRO9	Torch Head Air Cooled 125A DC
PRO9FXL	Torch Head Flexible Air Cooled 125A DC
PRO17	Torch Head Air Cooled 150A DC
PRO17FX	Torch Head Flexible Air Cooled 150A DC
PRO18	Torch Head Water Cooled 350A DC
PRO18FX	Torch Head Flexible Water Cooled 350A DC
PRO18SC	Torch Head Water Cooled 400A DC
PRO20	Torch Head Water Cooled 250A DC
PRO20FXL	Torch Head Flexible Water Cooled 250A DC
PRO26	Torch Head Air Cooled 200A DC
PRO26FX	Torch Head Flexible Air Cooled 200A DC

2. Cable Length

Stock Code	Description
12	12.5ft Cables (4m) c/w Leather Cover, Neoprene Sheath
25	25ft Cables (8m) c/w Leather Cover, Neoprene Sheath

3. Switch Option

Stock Code	Description
S1	Momentary Switch
S1L	Momentary Switch & Lever
S2	2 Button Momentary
S3	3 Button Momentary
S4	4 Button Rocker Momentary
S4L	4 Button Momentary Rocker Lorch®
1K	1 Button Momentary +1K Potentiometer
2K	1 Button Momentary +5K Potentiometer
3K	1 Button Momentary +10K Potentiometer
4K	1 Button Momentary +25K Potentiometer
1KL	1 Button Latching +1K Potentiometer
2KL	1 Button Latching +5K Potentiometer
3KL	1 Button Latching +10K Potentiometer
4KL	1 Button Latching +25K Potentiometer
N	Blank

























NEW Composite TGC TIG Cable Terminations



- Moulded housing ensures tidy cables
- Tapered TPE hose supports
- Cable set strain relief
- Multiple configurations to suit most power sources

Note: All Registered Trademarks listed are the property of their respective manufacturer. Reference to the original manufacturer is for reference only.

5 Air Cooled Cable Terminations

Description	Standard End		TGC	
	Stock Code	Drawing	Stock Code	TGC Drawing
Single 3/8" BSP Connection	BG		TGC-BG	
Central Connector	EG		TGC-EG	
WTG Connector	WG		TGC-WG	
L-TEC® Euro Connection	LG		TGC-LG	
Large Dinse on Power 3/8" BSP on Gas	BD		TGC-BD	
Small Dinse on Power 3/8" BSP on Gas	BSD		TGC-BSD	
Large Dinse on Power M10 on Gas	BDM10		TGC-BDM10	
Large Dinse on Power M12 on Gas	BDM12		TGC-BDM12	
Migatronik® Connections	MG		TGC-MG	
Lincoln® Invertec Connections (Large Dinse)	LNG		TGC-LNG	
Lincoln® Invertec Connections (Small Dinse)	LNGS		TGC-LNGS	
EWM® Connections (Large Dinse)	EMG		TGC-EMG	

Note: All Registered Trademarks listed are the property of their respective manufacturer. Reference to the original manufacturer is for reference only.







UK & Ireland Sales 01299 269 500 | Export Sales +44 1299 269 507 www.parweld.com

5 Air Cooled Cable Terminations













Description	Standard End		TGC	
	Stock Code	Drawing	Stock Code	TGC Drawing
EWM® Connections (Small Dinse)	E2G		TGC-E2G	
Kemppi® Connection	KG		TGC-KG	
Dinse through Gas Connector 35-50mm	TG		TGC-TG	
SAF® through Gas Connector 35-50mm	SG		TGC-SG	
Fronius® Connection	FRG		TGC-FRG	
ESAB® OKC Connections (Large Dinse)	ESG		TGC-ESG	
ESAB® OKC Connections (Small Dinse)	EXG		TGC-EXG	
Multiprocess Euro Connection	MPG		TGC-MPG	
Lorch® Connections	LRG		TGC-LRG	
Large Dinse on Power 9mm QF on Gas	DQF		TGC-BQ	
5/8"UNF RH Gas/Power	UN		TGC-UN	

PRO-GRIP®

5 Air Cooled Cable Terminations

Description	Standard End		TGC	
	Stock Code	Drawing	Stock Code	TGC Drawing
Large Dinse on Power, 5/8" UNF RH Male on Gas	UD		TGC-UD	
Large Dinse on Power 1.5m and Gas Hose, 5/8" UNF RH Male	UDL		TGC-UDL	
3/8" UNF RH male	A		---	
Lug on power, 5/8" UNF RH male on gas	US		---	

5 Water Cooled Cable Terminations






Description	Standard End		TGC	
	Stock Code	Drawing	Stock Code	TGC Drawing
3/8" BSP On Water, Gas, Power	BW		TGC-BW	
Central Connector	EW		TGC-EW	
Large Dinse on Power QF on Water In/Out, 3/8BSP on Gas	DQ		TGC-DQ	
Large Dinse on Power QF on Water In/Out, M12 on Gas	DQM12		TGC-DQM12	
WTW Connector	WW		TGC-WW	
L-TEC® Euro	LW		TGC-LW	

5 Water Cooled Cable Terminations

Description	Standard End		TGC	
	Stock Code	Drawing	Stock Code	TGC Drawing
Migatronic® Connections	MW		TGC-MW	
Lincoln® Invertec Connections (Large Dinse)	LNW		TGC-LNW	
EWM® Connections	EMW		TGC-EMW	
Large Dinse 1/4 Gas, 3/8 on Water In/Out	EBW		TGC-EBW	
Dinse through Gas Connector, QF on Water In/Out	N/A	N/A	TGC-TW	
ESAB® OKC Connections	ESW		TGC-ESW	
Lorch® Connections	LRW		TGC-LRW	
Kemppi® Connection	N/A	N/A	TGC-KW	
Large Dinse on Power 9mm QF on Water In/Out QF on Gas	DQQ		TGC-DQQ	
Large Dinse on Power, 5/8" UNF LH on Water In/Out, 5/8" UNF RH Male on Gas	UE		TGC-UE	
7/8" UNF LH Male on Power, 5/8" UNF RH Male on Gas, 5/8" UNF LH Male on Water	UW		TGC-UW	

PRO-GRIP®


5 Water Cooled Cable Terminations

Description	Standard End		TGC	
	Stock Code	Drawing	Stock Code	TGC Drawing
5/8UNF RH Gas/power, QF Water In/Out	N/A	N/A	TGC-UNW	
Large Dinse on power , 5/8UNF RH Gas, QF Water In/Out	UDW		TGC-UE	
3/8" Power and Water, 1/4"BSP on Gas	KOW		TGC-KW3	

PRO26

Air Cooled Pro-Grip Max® TIG Welding Torch

200A DC, 150A AC @ 60% Duty Cycle, EN60974-7 .020"-5/32" / 0.5mm to 4.0mm Electrodes



TO ORDER A PRO-GRIP MAX® TIG TORCH PACKAGE PLEASE USE THE 5 STAGE PROCESS OUTLINED ON PAGE 138

Example:- PRO26-25S1BG0. PRO26 Pro-Grip® Torch x 25ft with momentary switch, 3/8 BSP fittings and 2 Pin Amphenol Plug.

PRO26 and PRO26FX

Rating: 200A DC, 150A AC .020" to 1/8" (0.5mm-3.2mm) electrode.
Parts interchange with PRO18, PRO18FX, PRO17 and PRO17FX models.

PRO26



PRO26FX



Technical Specification

Weight (Head Only)	10oz	283grm
Torch Head Length – PRO26	2¾"	71mm
Torch Head Length – PRO26FX	2¾"	71mm
Head Thread Size – PRO26/26FX	3/8"-32 UNEF	

Standard Collet

Stock Code	Description
A 10N21	Collet .020"/0.5mm Bore
10N22	Collet .040"/1.0mm Bore
10N23	Collet 1/16"/1.6mm Bore
10N24	Collet 3/32"/2.4mm Bore
10N25	Collet 1/8"/3.2mm Bore
54N20	Collet 5/32"/4.0mm Bore

Standard Collet Body

Stock Code	Description
B 10N29	Collet Body .020"/0.5mm Bore
10N30	Collet Body .040"/1.0mm Bore
10N31	Collet Body 1/16"/1.6mm Bore
10N32	Collet Body 3/32"/2.4mm Bore
10N28	Collet Body 1/8"/3.2mm Bore
406488	Collet Body 5/32"/4.0mm Bore

Standard Ceramic Cup

Stock Code	Description
C 10N50	Ceramic Cup 1/4"/6mm Bore
10N49	Ceramic Cup 5/16"/8mm Bore
10N48	Ceramic Cup 3/8"/10mm Bore
10N47	Ceramic Cup 7/16"/11mm Bore
10N46	Ceramic Cup 1/2"/13mm Bore
10N45	Ceramic Cup 5/8"/16mm Bore
10N44	Ceramic Cup 3/4"/19mm Bore

Long Ceramic Cup

Stock Code	Description
D 10N49L	Long Ceramic Cup 5/16"/8mm Bore
10N48L	Long Ceramic Cup 3/8"/10mm Bore
10N47L	Long Ceramic Cup 7/16"/11mm Bore

Stubby Collet

Stock Code	Description
E 10N21S	Stubby Collet .020"/0.5mm Bore
10N22S	Stubby Collet .040"/1.0mm Bore
10N23S	Stubby Collet 1/16"/1.6mm Bore
10N24S	Stubby Collet 3/32"/2.4mm Bore
10N25S	Stubby Collet 1/8"/3.2mm Bore

Stubby Collet Body

Stock Code	Description
F 17CB20	Stubby Collet Body .020"1/8"/0.5-3.2mm Bore

Stubby Ceramic Cup

Stock Code	Description
G 13N08	Ceramic Cup 1/4"/6mm Bore
13N09	Ceramic Cup 5/16"/8mm Bore
13N10	Ceramic Cup 3/8"/10mm Bore
13N11	Ceramic Cup 7/16"/11mm Bore
13N12	Ceramic Cup 1/2"/13mm Bore
13N13	Ceramic Cup 5/8"/16mm Bore

Standard Gas Lens Body

Stock Code	Description
H 45V29	Gas Lens Body .020"/0.5mm Bore
45V24	Gas Lens Body .040"/1.0mm Bore
45V25	Gas Lens Body 1/16"/1.6mm Bore
45V26	Gas Lens Body 3/32"/2.4mm Bore
45V27	Gas Lens Body 1/8"/3.2mm Bore

Standard Gas Lens Cup

Stock Code	Description
I 54N17	Gas Lens Cup 5/16"/8mm Bore
54N16	Gas Lens Cup 3/8"/10mm Bore
54N15	Gas Lens Cup 7/16"/11mm Bore
54N14	Gas Lens Cup 1/2"/13mm Bore
54N19	Gas Lens Cup 1 1/16"/18mm Bore

Long Gas Lens Cup

Stock Code	Description
J 54N17L	Long Gas Lens Cup 5/16"/8mm Bore
54N16L	Long Gas Lens Cup 3/8"/10mm Bore
54N15L	Long Gas Lens Cup 7/16"/11mm Bore

Large Diameter Gas Lens Body

Stock Code	Description
K 45V116	Large Diameter Gas Lens Body 1/16"/1.6mm Bore
45V64	Large Diameter Gas Lens Body 3/32"/2.4mm Bore
995795	Large Diameter Gas Lens Body 1/8"/3.2mm Bore

Large Diameter Gas Lens Cup

Stock Code	Description
L 57N75	Large Diameter Gas Lens Cup 3/8"/10mm Bore
57N74	Large Diameter Gas Lens Cup 1/2"/13mm Bore
53N88	Large Diameter Gas Lens Cup 5/8"/16mm Bore
53N87	Large Diameter Gas Lens Cup 3/4"/19mm Bore

Components

Stock Code	Description
1 18CG	Cup Gasket
2 18CG20	Cup Gasket
3 54N01	Gas Lens Insulator (Use with 18CG)
4 54N63	Insulator Large Diameter Gas Lens (Use with 18CG)
5 PRO26FX	Torch Body Flexible
6 PRO26	Torch Body
7 98W18	Back Cap 'O' Ring
8 PRO57Y02	Pro-Grip® Back Cap Long
9 PRO57Y04	Pro-Grip® Back Cap Short
10 PRO1MS	Momentary Switch Kit (Fitted as standard)
11 PROSWL4	Switch Lead x 4m (12.5ft)
PROSWL8	Switch Lead x 8m (25ft)
12 PROH200	Pro-Grip® TIG Handle Large
13 PROSP	Screw Pack
14 PROKJ200	Knuckle Joint c/w Lock Nut
15 PROLC200-08	Leather Cover x .8m (2.6ft)
16 PROCO200-40	Complete Cover Assembly x 4m (12.5ft)
PROCO200-80	Complete Cover Assembly x 8m (25ft)
17 PRONC32	Neoprene Cover x 3.2m (10.5ft)
PRONC72	Neoprene Cover x 7.2m (23.6ft)
18 PROJK200	Joining Repair Kit

How to Order your Pro-Grip Max® TIG Torch



Ordering Information

Due to the extensive range of options please choose from the following when ordering your Parweld Pro-Grip® TIG Torch;

1. Select the model of torch head
2. Select the length of cable required
3. Select the switch required
4. Select the correct cable termination required
5. Add a Cable Plug if required

Example:- PRO18FX-25S1BW2

PRO18FX Pro-Grip® Torch x 25ft with momentary switch, 3/8 BSP fittings and 5 pin Amphenol Plug.

4. Cable Plug

Stock Code	Description
0	2 Pin Amphenol Plug
1	4 Pin Amphenol Plug
2	5 Pin Amphenol Plug
3	6 Pin Amphenol Plug
4	14 Pin Amphenol Plug
5	6 Pin Harting Plug
6	8 Pin Thermal Plug
7	3 Pin Tuchel Plug
8	9 Pin Tuchel Plug
9	5 Pin Tuchel Plug
10	12 Pin Bundy Plug
11	7 Pin Migatronic Plug
12	2 Pin XTI-180 Inverter Plug
14	5 Pin XTI-200 Inverter Plug
16	5 Pin Amphenol Plug Lincoln
17	7 Pin Tuchel Plug
18	14 Pin Parweld XTI 201, 303 Plug
19	5 Pin Parweld XTI181 Plug
20	3 Pin Parweld XTI601MP Plug
21	2 Pin ESAB® Push In Plug
23	3 Pin Plug – GYS® and Newarc®
24	5 Pin Plug – GYS® Remote Current
25	7 Pin Kemppi® Plug
26	14 Pin ESAB® Plug
27	6 Pin Miller® Plug
28	7 Pin Parweld Plug
29	7 Pin Inverter Fusion Plug
31	3 Pin XLR Plug Newarc® and TecArc® Plug
32	7 Pin Plug JIS-C
33	4mm Pin Plug

1. Torch Head

Stock Code	Description
PRO9	Torch Head Air Cooled 125A DC
PRO9FXL	Torch Head Flexible Air Cooled 125A DC
PRO17	Torch Head Air Cooled 150A DC
PRO17FX	Torch Head Flexible Air Cooled 150A DC
PRO18	Torch Head Water Cooled 350A DC
PRO18FX	Torch Head Flexible Water Cooled 350A DC
PRO18SC	Torch Head Water Cooled 400A DC
PRO20	Torch Head Water Cooled 250A DC
PRO20FXL	Torch Head Flexible Water Cooled 250A DC
PRO26	Torch Head Air Cooled 200A DC
PRO26FX	Torch Head Flexible Air Cooled 200A DC

2. Cable Length

Stock Code	Description
12	12.5ft Cables (4m) c/w Leather Cover, Neoprene Sheath
25	25ft Cables (8m) c/w Leather Cover, Neoprene Sheath

3. Switch Option

Stock Code	Description
S1	Momentary Switch
S1L	Momentary Switch & Lever
S2	2 Button Momentary
S3	3 Button Momentary
S4	4 Button Rocker Momentary
S4L	4 Button Momentary Rocker Lorch®
1K	1 Button Momentary +1K Potentiometer
2K	1 Button Momentary +5K Potentiometer
3K	1 Button Momentary +10K Potentiometer
4K	1 Button Momentary +25K Potentiometer
1KL	1 Button Latching +1K Potentiometer
2KL	1 Button Latching +5K Potentiometer
3KL	1 Button Latching +10K Potentiometer
4KL	1 Button Latching +25K Potentiometer
N	Blank

























NEW Composite TGC TIG Cable Terminations



- Moulded housing ensures tidy cables
- Tapered TPE hose supports
- Cable set strain relief
- Multiple configurations to suit most power sources

Note: All Registered Trademarks listed are the property of their respective manufacturer. Reference to the original manufacturer is for reference only.

5 Air Cooled Cable Terminations

Description	Standard End		TGC	
	Stock Code	Drawing	Stock Code	TGC Drawing
Single 3/8" BSP Connection	BG		TGC-BG	
Central Connector	EG		TGC-EG	
WTG Connector	WG		TGC-WG	
L-TEC® Euro Connection	LG		TGC-LG	
Large Dinse on Power 3/8" BSP on Gas	BD		TGC-BD	
Small Dinse on Power 3/8" BSP on Gas	BSD		TGC-BSD	
Large Dinse on Power M10 on Gas	BDM10		TGC-BDM10	
Large Dinse on Power M12 on Gas	BDM12		TGC-BDM12	
Migatronic® Connections	MG		TGC-MG	
Lincoln® Invertec Connections (Large Dinse)	LNG		TGC-LNG	
Lincoln® Invertec Connections (Small Dinse)	LNGS		TGC-LNGS	
EWM® Connections (Large Dinse)	EMG		TGC-EMG	

Note: All Registered Trademarks listed are the property of their respective manufacturer. Reference to the original manufacturer is for reference only.



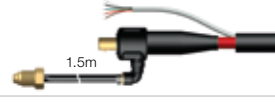



UK & Ireland Sales 01299 269 500 | Export Sales +44 1299 269 507 www.parweld.com

5 Air Cooled Cable Terminations













Description	Standard End		TGC	
	Stock Code	Drawing	Stock Code	TGC Drawing
EWM® Connections (Small Dinse)	E2G		TGC-E2G	
Kemppi® Connection	KG		TGC-KG	
Dinse through Gas Connector 35-50mm	TG		TGC-TG	
SAF® through Gas Connector 35-50mm	SG		TGC-SG	
Fronius® Connection	FRG		TGC-FRG	
ESAB® OKC Connections (Large Dinse)	ESG		TGC-ESG	
ESAB® OKC Connections (Small Dinse)	EXG		TGC-EXG	
Multiprocess Euro Connection	MPG		TGC-MPG	
Lorch® Connections	LRG		TGC-LRG	
Large Dinse on Power 9mm QF on Gas	DQF		TGC-BQ	
5/8"UNF RH Gas/Power	UN		TGC-UN	

PRO-GRIP®

5 Air Cooled Cable Terminations

Description	Standard End		TGC	
	Stock Code	Drawing	Stock Code	TGC Drawing
Large Dinse on Power, 5/8" UNF RH Male on Gas	UD		TGC-UD	
Large Dinse on Power 1.5m and Gas Hose, 5/8" UNF RH Male	UDL		TGC-UDL	
3/8" UNF RH male	A		---	
Lug on power, 5/8" UNF RH male on gas	US		---	

5 Water Cooled Cable Terminations

Description	Standard End		TGC	
	Stock Code	Drawing	Stock Code	TGC Drawing
3/8" BSP On Water, Gas, Power	BW		TGC-BW	
Central Connector	EW		TGC-EW	
Large Dinse on Power QF on Water In/Out, 3/8BSP on Gas	DQ		TGC-DQ	
Large Dinse on Power QF on Water In/Out, M12 on Gas	DQM12		TGC-DQM12	
WTW Connector	WW		TGC-WW	
L-TEC® Euro	LW		TGC-LW	






PRO-GRIP®

5 Water Cooled Cable Terminations

Description	Standard End		TGC	
	Stock Code	Drawing	Stock Code	TGC Drawing
Migatronic® Connections	MW		TGC-MW	
Lincoln® Invertec Connections (Large Dinse)	LNW		TGC-LNW	
EWM® Connections	EMW		TGC-EMW	
Large Dinse 1/4 Gas, 3/8 on Water In/Out	EBW		TGC-EBW	
Dinse through Gas Connector, QF on Water In/Out	N/A	N/A	TGC-TW	
ESAB® OKC Connections	ESW		TGC-ESW	
Lorch® Connections	LRW		TGC-LRW	
Kemppi® Connection	N/A	N/A	TGC-KW	
Large Dinse on Power 9mm QF on Water In/Out QF on Gas	DQQ		TGC-DQQ	
Large Dinse on Power, 5/8" UNF LH on Water In/Out, 5/8" UNF RH Male on Gas	UE		TGC-UE	
7/8" UNF LH Male on Power, 5/8" UNF RH Male on Gas, 5/8" UNF LH Male on Water	UW		TGC-UW	

PRO-GRIP®

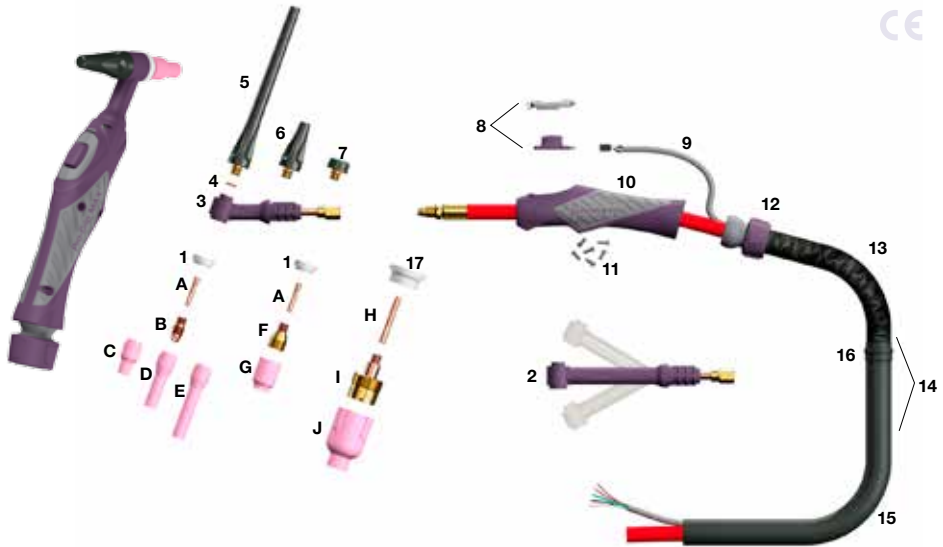
5 Water Cooled Cable Terminations

Description	Standard End		TGC	
	Stock Code	Drawing	Stock Code	TGC Drawing
5/8UNF RH Gas/power, QF Water In/Out	N/A	N/A	TGC-UNW	
Large Dinse on power , 5/8UNF RH Gas, QF Water In/Out	UDW		TGC-UE	
3/8" Power and Water, 1/4"BSP on Gas	KOW		TGC-KW3	

PRO9

Air Cooled Pro-Grip® Max TIG Welding Torch

125A DC, 100A AC @ 60% Duty Cycle, EN60974-7 .020"-3/32" / 0.5mm to 2.4mm Electrodes



TO ORDER A PRO-GRIP® MAX TIG TORCH PACKAGE PLEASE USE THE 5 STAGE PROCESS OUTLINED ON PAGE 138.

Example:- PRO9-12S1BG0. PRO9 Pro-Grip® Torch x 12.5ft with momentary switch, 3/8 BSP fittings and 2 pin Amphenol Plug.

PRO9 and PRO9FXL

Rating: 125A DC, 100A AC .020" to 3/32" (0.5mm-2.4mm) electrode.
Parts are interchangeable with the PRO20, PRO20FXL models.

PRO9



PRO9FXL



Technical Specification

Weight (Head Only)	3oz	85grm
Torch Head Length – PRO9	2"	53mm
Torch Head Length – PRO9FXL	3.5"	91mm
Head Thread Size – PRO9/9FXL	5/16" UNF	

Standard Collet

Stock Code	Description
A 13N20	Collet .020"/0.5mm Bore
13N21	Collet .040"/1.0mm Bore
13N22	Collet 1/16"/1.6mm Bore
13N22M	Collet 5/64"/2.0mm Bore
13N23	Collet 3/32"/2.4mm Bore

Standard Collet Body

Stock Code	Description
B 13N25	Collet Body .020"/0.5mm Bore
13N26	Collet Body .040"/1.0mm Bore
13N27	Collet Body 1/16"/1.6mm Bore
13N27M	Collet Body 5/64"/2.0mm Bore
13N28	Collet Body 3/32"/2.4mm Bore

Stubby Ceramic Cup

Stock Code	Description
C 13N08	Ceramic Cup 1/4"/6mm Bore
13N09	Ceramic Cup 5/16"/8mm Bore
13N10	Ceramic Cup 3/8"/10mm Bore
13N11	Ceramic Cup 7/16"/11mm Bore
13N12	Ceramic Cup 1/2"/13mm Bore
13N13	Ceramic Cup 5/8"/16mm Bore

Long Ceramic Cup

Stock Code	Description
D 796F70	Long Ceramic Cup 3/16"/5mm Bore
796F71	Long Ceramic Cup 1/4"/6mm Bore
796F72	Long Ceramic Cup 5/16"/8mm Bore
796F73	Long Ceramic Cup 3/8"/10mm Bore

Extra Long Ceramic Cup

Stock Code	Description
E 796F74	Extra Long Ceramic Cup 3/16"/5mm Bore
796F75	Extra Long Ceramic Cup 1/4"/6mm Bore
796F76	Extra Long Ceramic Cup 5/16"/8mm Bore
796F77	Extra Long Ceramic Cup 3/8"/10mm Bore

Standard Gas Lens Body

Stock Code	Description
F 45V41	Gas Lens Body .020"/0.5mm Bore
45V42	Gas Lens Body .040"/1.0mm Bore
45V43	Gas Lens Body 1/16" /1.6mm Bore

Standard Gas Lens Cup

Stock Code	Description
G 53N58	Gas Lens Cup 1/4"/6mm Bore
53N59	Gas Lens Cup 5/16"/8mm Bore
53N60	Gas Lens Cup 3/8"/10mm Bore
53N61	Gas Lens Cup 7/16"/11mm Bore
53N61-S	Gas Lens Cup 1/2"/13mm Bore

Large Diameter Gas Lens Collet

Stock Code	Description
H 13N22L	Large Diameter Gas Lens Collet 1/16"/1.6mm
13N23L	Large Diameter Gas Lens Collet 3/32"/2.4mm

Large Diameter Gas Lens Body

Stock Code	Description
I 45V116S	Large Diameter Gas Lens Body 1/16"/1.6mm Bore
45V64S	Large Diameter Gas Lens Body 3/32"/2.4mm Bore

Large Diameter Gas Lens Cup

Stock Code	Description
J 57N75	Large Diameter Gas Lens Cup 3/8"/10mm Bore
57N74	Large Diameter Gas Lens Cup 1/2"/13mm Bore
53N88	Large Diameter Gas Lens Cup 5/8"/16mm Bore
53N87	Large Diameter Gas Lens Cup 3/4"/19mm Bore

Components

Stock Code	Description
1 598882	Cup Gasket
2 PRO9FXL	Torch Body Flexible
3 PRO9	Torch Body
4 98W77	Back Cap 'O' Ring
5 PRO41V24	Pro-Grip® Back Cap Long
6 PRO41V35	Pro-Grip® Back Cap Medium
7 PRO41V33	Pro-Grip® Back Cap Short
8 PRO1MS	Momentary Switch Kit (Fitted as standard)
9 PROSWL4	Switch Lead x 4m (12.5ft)
PROSWL8	Switch Lead x 8m (25ft)
10 PROH100	Pro-Grip® TIG Handle Small
11 PROSP	Screw Pack
12 PROKJ100	Knuckle Joint c/w Lock Nut
13 PROLC100-08	Leather Cover x .8m (2.6ft)
14 PROCO100-40	Complete Cover Assembly x 4m (12.5ft)
PROCO100-80	Complete Cover Assembly x 8m (25ft)
15 PRONC32	Neoprene Cover x 3.2m (10.5ft)
PRONC72	Neoprene Cover x 7.2m (23.6ft)
16 PROJK100	Jointing Repair Kit
17 54N63-20	Insulator Large Diameter Gas Lens

©All rights reserved.

No part of this publication may be reproduced, stored in retrieval system or transmitted by any means, electronic, mechanical, photocopying or otherwise without the prior permission of ©Parweld™ the copyright holder.